



**RIDER**  
CATALOG





NINER WAS FOUNDED IN 2005 ON THE PREMISE THAT THE RIGHT BIKE CAN MAKE RIDING ON DIRT BETTER. AFTER EXPERIENCING THE BENEFITS OF 29ER WHEELS, WE WANTED TO SHARE THE STOKE WITH RIDERS EVERYWHERE.

MORE THAN A DECADE LATER, WE STILL LOVE RIDING ON THE DIRT, NO MATTER IF IT'S ON A GRAVEL BIKE OR MOUNTAIN BIKE. WE STRIVE TO MAKE THAT RIDE THE BEST POSSIBLE. WE MAKE THINGS RIGHT AND WE USE TECHNOLOGY THAT WORKS. AND WE GIVE BACK TO THE SPORT BY SUPPORTING ADVOCACY ORGANIZATIONS AT LOCAL AND GLOBAL LEVELS.

WE MAKE RIDING ON DIRT BETTER, PERIOD. OUR SUSPENSION DESIGNS, FRAME FEATURES, CRAFTSMANSHIP, RIDER SUPPORT, ADVOCACY, AND FRIENDLY CULTURE ALL CONTRIBUTE TO THIS GOAL.

WELCOME TO THE NINERD FAMILY!

# WELCOME TO NINER

*niner*





AT NINER, WE ARE COMMITTED TO DIRT IN EVERY SENSE OF THE PHRASE. WE RIDE ON DIRT. OUR BIKES ARE MADE FOR DIRT. WE ADVOCATE FOR PLACES TO RIDE ON DIRT. DIRT IS IN THE DETAILS OF THE WORK WE DO. DIRT IS THE HARD WORK OF DOING THINGS THE RIGHT WAY, FOR THE RIGHT REASONS. DIRT IS THE PLANET WE LIVE ON.

COMMITMENT MEANS BEING LOYAL TO A CAUSE WORTHY ENOUGH TO JUSTIFY DEDICATING TIME AND ENERGY TOWARD. RIDING AND BEING OUTDOORS ISN'T JUST A HOBBY FOR OUR SPARE TIME. WE MAKE TIME IN OUR LIVES BECAUSE BEING OUT ON THE DIRT MATTERS.

OUR LOVE OF DIRT IS A WAY OF LIFE. AND WE KNOW YOU'RE COMMITTED TOO, WHICH IS WHY IT'S OUR JOB TO MAKE THE BEST BIKES THAT WILL GET YOU OUTSIDE AND ON DIRT.

WE'RE COMMITTED TO OUR RIDERS. WE'RE #COMMITTEDTODIRT.

# :COMMITTED TO DIRT

*niner*





NATIONAL  
INTERSCHOLASTIC  
CYCLING ASSOCIATION



# ADVOCACY



WHAT GOOD IS A KICK-ASS OFF-ROAD BIKE WITHOUT A PLACE TO RIDE IT? YEAH, THAT'S WHAT WE THOUGHT, TOO. NO DAMN GOOD AT ALL. SO WE PUT OUR TIME, MONEY, AND ENERGY TOWARD SAVING THE PLACES WHERE WE AND OUR BIKES ARE THE HAPPIEST - OUT IN NATURAL SPACES AND ON THE TRAILS.

NINER SUPPORTS ACCESS TO AND PRESERVATION OF SHARED SPACES FOR OUTDOOR RECREATION OF ALL TYPES. WE ADVOCATE FOR TRAILS, PUBLIC LANDS, DIRT ROADS, OPEN SPACE, AND IMPROVED RIDING OPPORTUNITIES IN CITIES AND TOWNS. WE SUPPORT GLOBAL, NATIONAL AND LOCAL ORGANIZATIONS THAT WORK TOWARD THESE GOALS, BECAUSE WE THINK THE GOOD LIFE INCLUDES SPENDING QUALITY TIME OUTSIDE, AWAY FROM DESKS, TRAFFIC, AND ANY OBLIGATIONS OTHER THAN KEEPING IT RUBBER SIDE DOWN.

niner





**• MOUNTAIN BIKES**



**WIDE, FULL OPEN**

REBORN WITH 170MM OF STABLE CVA SUSPENSION, A 180MM-TRAVEL FOX 38 FORK, ADJUSTABLE GEOMETRY, INCREASED FRAME STIFFNESS, AND OUR SIGNATURE RDO CARBON FIBER, THE NEW GENERATION OF WFO 9 RDO IS AN ENDURO-READY BRAWLER WITH THE PEDALING PROWESS TO GET YOU TO THE TOP IN STYLE. MORE THAN A DECADE AFTER OUR FIRST W.F.O. 9 DEFINED THE CATEGORY AND SET A BENCHMARK FOR WHAT A LONG-TRAVEL 29ER COULD DO, THE NEW WFO 9 RDO DRAWS ON OUR YEARS OF 29ER EVOLUTION TO ESTABLISH A NEW PARADIGM OF UNBRIDLED, BIG-WHEEL DOMINATION.

**WFO 9 RDO**

*anner*



ALL THE ROCK-SMASHING AND BERM-SLAPPING DOWNHILL CAPABILITY OF A 170MM TRAVEL 29ER IS FULLY EXPRESSED IN THIS NEW WFO 9 RDO. YET ANY DETECTABLE TRACE OF THE DREADED “CLIMBING COMPROMISES” CHROMOSOME IS EDITED OUT. A 64-DEGREE HEAD TUBE ANGLE COMBINED WITH THE LOW BB AND LONG TOP TUBE SCREAM “STABILITY” EVEN AT EYE-WATERING SPEEDS. THE WHEELBASE ISN'T SO RANGY AS TO PREVENT TIGHT, UPHILL TRANSITIONS WHEN THE NEED ARISES. AND A 77-DEGREE SEAT TUBE ANGLE KEEPS YOUR WEIGHT CENTERED OVER THE BOTTOM BRACKET FOR COMPOSED CLIMBING. IF YOUR DAILY DOSE OF DIRT INCLUDES MORE PEDALING, TIGHTER CORNERS, AND SNEAKY SNIPER ROCKS, YOU MIGHT WANT A HIGHER BOTTOM BRACKET AND STEEPER HEAD TUBE ANGLE. NOT TO WORRY - THE BUILT-IN FLIP-CHIP SEATSTAY PIVOTS ALLOW RIDERS TO RAISE THE BB BY A FULL 9MM AND STEEPEN THE GEOMETRY BY 0.7 DEGREES.

AT THE HEART OF OUR WFO 9 RDO IS THE CONSTANTLY VARYING ARC (CVA) SUSPENSION SYSTEM. THE FIRST SUSPENSION LAYOUT MADE SPECIFICALLY FOR 29ERS, CVA DEBUTED IN 2008 AND HAS BEEN THE CORE OF NINER'S DNA EVER SINCE. OUR CVA FUNDAMENTALS ARE ROCK SOLID: IT'S STABLE YET SUPPLE WHILE CLIMBING AND PEDALING; GOING DOWNHILL, IT'S SENSITIVE AND SUPPORTIVE; IT'S CONSISTENT AND CONTROLLED IN EVERY PHASE OF TRAVEL. ON THE WFO, A TRUNNION MOUNT SHOCK ADDS WIDTH (AND THEREFORE STIFFNESS) TO THE FRAME AND LINKAGE. THE SHOCK BOLTS DIRECTLY TO THE ROCKER LINK WITH BEARINGS AT THE INTERFACE. THIS ALLOWS FOR EXTRA-SMOOTH ARTICULATION THROUGH THE ENTIRE ROCKER SWEEP OF 40-DEGREES DURING SUSPENSION TRAVEL.



## THE 9 THINGS YOU NEED TO KNOW:

1. 170mm of tuned CVA rear suspension paired with 180mm fork travel.
2. Clearance for contemporary 29x2.6" tires.
3. Modern enduro geometry with flip chips to raise the BB.
4. Smoother, straighter full-sleeve internal cable routing for superior shifting performance.
5. Wide and stiff Rib Cage main triangle for precise handling.
6. Durable, long-lasting Enduro Max Black Oxide pivot bearings.
7. Trunnion shock mount for smooth articulation and added stiffness.
8. Refined suspension curve for supportive pedaling and bottomless descending.
9. Lifetime warranty.



## RIP YOUR NEXT RIDE

THE REIMAGINED RIP 9 RDO 29 IS OUR CLASSIC, MID-TRAVEL 29ER TRAIL BIKE - THE ONE BY WHICH ALL OTHERS ARE MEASURED. BUILT WITH NINER'S 29ER KNOW-HOW, MODERN TRAIL BIKE HANDLING, AND 140MM OF TUNED CVA SUSPENSION, THIS RIP WILL REDEFINE YOUR RIDE. IT'S GOT THE RIGHT SUSPENSION TO KEEP YOU FEELING CONFIDENT AND CAPABLE IN THE FACE OF CHALLENGING DESCENTS. YET IT'S BUILT TO PEDAL EFFICIENTLY NO MATTER HOW SHARPLY THE TERRAIN TURNS SKYWARD. ROLL IN PEACE - ASCEND ANY UPHILL WITH EASE, YET CARVE ANY DOWNHILL WITH CONFIDENCE.



**RIP 9 RDO**

*niner*



THE RIP 9 RDO IS A DO-IT-ALL TRAIL BIKE THAT HITS THE SUSPENSION SWEET SPOT. THANKS TO OUR PATENTED CONSTANTLY VARYING ARC (CVA) DESIGN, 100% OF YOUR PEDALING EFFORT DRIVES THE BIKE FORWARD. THE CVA SYSTEM IS BUILT TO BE SUPPLE YET STABLE UNDER POWER, CONTROLLING UNWANTED SUSPENSION MOVEMENT WITH CALIBRATED ANTI-SQUAT. YET IT'S ACTIVE ENOUGH TO MAINTAIN EFFECTIVE TRACTION NO MATTER THE TERRAIN. GOING DOWN, IT'S CONSISTENT AND CONTROLLED IN EVERY SITUATION. WITH A LEVERAGE RATIO KEEPING IT SENSITIVE TO SMALL BUMP INPUTS, YET SUPPORTIVE IN THE MID-STROKE, THE RIP 9 RDO IS PERFECTLY BALANCED, OFFERING ACTIVE, GROUND-HUGGING TRACTION WHEN YOU NEED IT MOST.

THE FRAME FEATURES OUR RIB CAGE CONSTRUCTION FOR LATERAL STIFFNESS PLUS WIDE, FLAT TUBE SHAPES THAT RESIST TORSION. THE RESULT? A MORE ACCURATE, PRECISE RIDE GOING DOWNHILL AND AN EFFICIENT, QUICK CLIMBING PLATFORM GOING UP. OUR CONTEMPORARY TRAIL BIKE GEOMETRY BRINGS PREDICTABLE, PRECISE HANDLING, PLUS A FLIP CHIP TO DROP THE BOTTOM BRACKET AND SLACK OUT THE CHASSIS, IN CASE YOUR LOCAL TRAIL NETWORK INCLUDES THE OCCASIONAL PUCKER-UP DROP-IN. WITH FULL SLEEVE INTERNAL CABLE ROUTING, GENEROUS STANDOVER CLEARANCE, LIGHTWEIGHT RDO CARBON FIBER CONSTRUCTION, AND ROOM FOR LONG DROPPER POSTS, THE RIP 9 RDO IS A VERSATILE WHIP, READY TO RALLY NO MATTER WHAT THE RIDE BRINGS.



## THE 9 THINGS YOU NEED TO KNOW:

1. 140mm of stable yet supple CVA suspension with 150mm fork travel.
2. Available in dedicated 29er and 27.5er versions.
3. Contemporary trail bike geometry: 66-deg head angle, 75.8-deg seat angle.
4. Flip chip geometry adjustment for even MORE cowbell.
5. Wide and stiff Rib Cage main triangle for precise handling.
6. Durable, long-lasting Enduro Max Black Oxide pivot bearings.
7. Clearance for 2.6-inch tires, plus whatever mud they wanna drag along with 'em.
8. Refined suspension curve for sensitive early stroke and supportive mid-stroke.
9. Lifetime warranty.

Sizes available: SM, MD, LG, XL





## CLEARED FOR TAKEOFF

OUR REDESIGNED JET 9 RDO RATCHETS UP THE FUN FACTOR WHEN IT'S TIME TO FLY, BUT IT DOESN'T BITE BACK DURING YOUR CLIMB TO CRUISING ALTITUDE. IT'S OUR MOST POPULAR MOUNTAIN BIKE AND IT CONSISTENTLY EARNs ACCOLADES FROM MEDIA REVIEWERS, EVERYDAY RIDERS, AND NINER ATHLETES ALIKE. WHEN MOUNTAIN BIKERS TELL US THEY WANT ONE BIKE THAT DOES EVERYTHING WELL, WE STEER THEM TOWARD THE 120-MM TRAVEL JET 9 RDO 29ER.

# :JET 9 RDO

niner



BY BLENDING THE PEDALING CHOPS OF A CROSS-COUNTRY BIKE WITH THE SUSPENSION BEHAVIOR AND GEOMETRY CHARACTERISTICS OF A MODERN TRAIL BIKE, WE'VE CREATED THE MOST VERSATILE BIKE IN THE NINER LINEUP. PEDALING UPHILL IS LIMITED ONLY BY YOUR LEGS AND LUNGS. OUR SIGNATURE CVA SUSPENSION LEAVES NO OUNCE OF EFFORT NOR WATT OF POWER WASTED. YET FLIPPING AROUND AND FLOATING BACK DOWN, YOUR DESCENT IS TURBULENCE FREE. THE TRUNNION MOUNT FOX FLOAT-X REAR SHOCK RIDES ON BEARINGS IN THE ROCKER LINK TO MAINTAIN ULTRA-SUPPLE SMALL BUMP SENSITIVITY. COMBINED WITH SOLID MID-STROKE SUPPORT TO SAVE FULL TRAVEL FOR WHEN YOU REALLY NEED IT, THE JET 9 RDO IS A SMOOTH FLYER IN ANY SITUATION.

OUR FRAME GEOMETRY TRANSLATES TO MODERN TRAIL MANNERS WHEN YOU NEED THEM MOST. THE ROOMY COCKPIT OFFERS COMFORTABLE REACH AND QUICK HANDLING TO NAVIGATE ANY AIRSPACE. A SLACK, 66.5-DEGREE HEAD TUBE ANGLE AND LONG WHEELBASE CONTRIBUTE STABILITY AND SELF-CONFIDENCE WHEN DROPPING INTO STEEP DESCENTS. KEEPING YOUR POWERPLANT POSITIONED WELL OVER THE PEDALS, A 76-DEGREE SEAT TUBE ANGLE PAIRS NICELY WITH SHORT CHAINSTAYS, SO THE JET 9 RDO WON'T HESITATE WHEN CRAWLING UP THE CRUX OF YOUR FAVORITE TESTPIECE TRAIL.



## THE 9 THINGS YOU NEED TO KNOW:

1. 120mm of tuned CVA rear suspension paired with 130mm fork travel.
2. Clearance for contemporary 29x2.6" tires
3. Modern trail geometry with flip chips for lower, slacker geo adjustment.
4. Smooth, straight full-sleeve internal cable routing for superior shifting performance.
5. Frame features like Universal Derailleur Hanger (UDH) and bottle cage mount inside the front triangle.
6. Double row Enduro MAX Black Oxide rocker link bearings add stiffness.
7. Trunnion shock mount for smooth articulation and added stiffness.
8. Refined suspension curve for supportive pedaling and bottomless descending.
9. Lifetime warranty.

Sizes available: SM, MD, LG, XL



## THE RACER'S ROCKET

THE FOUNDATION OF NINER BIKES HAS ALWAYS BEEN ABOUT MAXIMIZING THE SPEED, EFFICIENCY, AND PRECISION THAT 29-INCH WHEELS OFFER. NOWHERE IS THIS BETTER EXPRESSED THAN IN THE NEWLY REDESIGNED RKT 9 RDO. NOW READY FOR LIFTOFF, THIS ALL-NEW LAUNCH VEHICLE IS OUR LINE-LEADING CROSS-COUNTRY FULL SUSPENSION BIKE.

UPDATED WITH NINER'S PATENTED 100MM CVA SUSPENSION SYSTEM, REMOTE FRONT AND REAR LOCKOUTS, CONTEMPORARY RACE-READY GEOMETRY, AND OUR SIGNATURE RDO CARBON FIBER, THE NEWEST ITERATION OF OUR RKT 9 RDO PACKS EFFICIENT PEDALING PROWESS AND CORNER CARVING CAPABILITY INTO A WORLD CUP WORTHY PACKAGE.



# RKT 9 RDO

*niner*



DESIGNING THE RKT 9 RDO, OUR PRODUCT TEAM DELIBERATELY FOCUSED FIRST ON RACE FEATURES. THE FRAME IS LIGHT AND STIFF, THANKS TO NINER'S RDO CARBON FIBER CONSTRUCTION. THE FRAME IS MADE WITH A NO-FRILLS FOCUS FOR FAST FLIGHTS INTO ORBIT. THE GEOMETRY IS AGGRESSIVE AND AGILE, FOR QUICK COURSE CORRECTIONS AT ESCAPE VELOCITY SPEEDS. AND THE SUSPENSION TRAVEL IS SHORT AND EFFICIENT, WITH HANDLEBAR REMOTE LOCKOUT FOR INSTANT, EXTRA ROCKET BOOSTER POWER IF NEEDED.

YET, WE ALL KNOW THAT NOT ALL SPACE MISSIONS ARE MADE IN THE NAME OF SCIENCE. FOR THOSE RIDERS WHO FOCUS INSTEAD ON FUN LAPS INTO LOW-EARTH ORBIT, THE UPDATED RKT 9 RDO IS BUILT FOR VERSATILITY AND A PLAYFUL, TRAIL-FRIENDLY ATTITUDE. RESPONDING TO MANY RIDERS' REQUESTS FOR CAPABILITY IN THE FACE OF ANY FEATURE, AND ALSO ACCOMMODATING THE TECHNICAL DEMANDS OF MODERN CROSS-COUNTRY RACECOURSES, A GEOMETRY FLIP CHIP ALLOWS FOR MORE RELAXED FRAME ANGLES. CLEARANCE TO FIT WIDE, 2.5" TIRES AND A 120MM SUSPENSION FORK EXPANDS THE UNIVERSE OF POSSIBILITIES. THE SEAT TUBE FITS A DROPPER POST, AND THE LONG, LOW-SLUNG FRAME IS MADE FOR STABILITY AT ATMOSPHERIC REENTRY SPEED.



## THE 9 THINGS YOU NEED TO KNOW:

1. Race-tuned CVA rear suspension, 100mm front and rear with remote lockout.
2. 29x2.5" tire clearance.
3. Contemporary XC race geometry with flip chip.
4. Smooth, straight full-sleeve internal cable routing.
5. Short and straight seat tube to fit dropper posts.
6. Durable, long-lasting Enduro Max Black Oxide pivot bearings.
7. Trunnion shock mount for smooth articulation and added stiffness.
8. Two bottle cage mounts plus accessory storage mounts on top tube.
9. Lifetime warranty.

Sizes available: XS, SM, MD, LG, XL



**:AIR 9 RDO**



*niner*



## LIGHTER AND BRIGHTER

OUR FLAGSHIP CARBON FIBER HARDTAIL IS NINER'S PUREST EXPRESSION OF LIGHT, STIFF, RACE DAY OPTIMIZED CARBON FIBER. THIS EFFICIENT YET COMPLIANT FRAME MAKES THE MOST OF CARBON'S UNIQUE PROPERTIES TO GIVE YOU THE BEST RIDE, NO MATTER IF YOU'RE GUNNING FOR A PODIUM OR CRUISING LOCAL SINGLETRACK. WITH A VERSATILE PF30 BOTTOM BRACKET SHELL, YOU CAN SET IT UP FULLY GEARED OR KEEP THINGS SIMPLE AND QUIET WITH AN ECCENTRIC BOTTOM BRACKET AND SINGLE REAR COG.

THE AIR 9 RDO FRAME FEATURES BOLD, OVERSIZED FRAME TUBES FOR PRECISE, EFFICIENT HANDLING. BUT TO KEEP THE RIDE SMOOTH, SLEEK SHAPES ALONG THE LENGTH OF THE COCKPIT AND SEATSTAYS ARE SLENDER AND SUBTLY CURVED. THROUGH THE SEAT POST INSERTION ZONE, THE TOP TUBE FLOWS SMOOTHLY INTO THE SEAT STAYS WHICH ALLOWS THE 27.2MM SEATPOST TO FLEX REARWARD, INCREASING RIDER COMFORT.

IF ULTRALIGHT SIMPLICITY, CLEAN APPEARANCES, AND A HARD WORKOUT ARE YOUR JAM, THE AIR 9 RDO IS EASY TO CONVERT TO A SINGLESPEED DRIVETRAIN. INSTALL OUR PATENTED BIOCENTRIC 30 ECCENTRIC BOTTOM BRACKET AND CHAIN TENSIONING BECOMES A NON-ISSUE. WE'VE BEEN PURIST MOUNTAIN BIKERS FROM THE EARLY DAYS OF 29-INCH WHEELS AND THIS FRAME HAS ALWAYS BEEN POPULAR FOR ITS EASY, LIGHTWEIGHT SINGLESPEED CAPABILITY.



## THE 9 THINGS YOU NEED TO KNOW:

1. Race Day Optimized carbon fiber construction
2. Clearance for 29x2.1" tires.
3. PF30 bottom bracket for ultimate drivetrain configuration versatility.
4. 100mm suspension fork with remote lockout.
5. Compliant, comfortable ride, with efficient pedaling performance.
6. Integrated frame protection.
7. Partially internal cable routing, with Di2 compatibility.
8. Two bottle cage mounts in front triangle.
9. Lifetime warranty.

Sizes available: XS, SM, MD, LG, XL



SIR 9





## STEEL IS REAL

THERE'S A NEW BIKE IN TOWN, MADE FROM RUGGED, RELIABLE REYNOLDS 853 STEEL. IT'S BUILT TO LAST AND NOT LET YOU DOWN. WHEN YOU'RE GRINDING UP THE STEEPS, BOMBING DOWN THE BACKCOUNTRY, AND CRANKING OUT FINAL MILES AS THE SUN SINKS INTO THE HORIZON, YOU NEED A BIKE YOU CAN TRUST. A COMFORTABLE, CAPABLE, HAND-WELDED BIKE MADE FROM PROVEN, AIR-HARDENED, HEAT TREATED STEEL.

WITH SPORTY "TRAIL COUNTRY" GEOMETRY, SIMPLE EXTERNAL CABLE ROUTING, A 120MM SUSPENSION FORK, AND CARGO MOUNTS ON ALMOST EVERY FRAME TUBE, EVERYTHING FROM BACKYARD BIKEPACKING TO GLOBAL SINGLETRACK DOMINATION IS WITHIN REACH. THE SIR 9 IS PERFECT FOR JUST ABOUT ANY TYPE OF RIDING, NO MATTER HOW LONG OR SHORT. IT'S A BUTT KICKING, GRIN-INDUCING LUNCH RIDE LAUNCH PAD WHEN YOU ONLY HAVE 30 MINUTES TO BURN IN THE BACK LOT. IT'S ALSO IDEAL FOR MULTI-DAY BACKCOUNTRY MISSIONS. AND IT'S MADE TO MAKE YOU HAPPY THE MINUTE YOU THROW A LEG OVER IT.

REYNOLDS 853 STEEL IS KNOWN FOR STRENGTH AND DURABILITY. IT ACTUALLY HARDENS AFTER WELDING, ALLOWING US TO USE A LITTLE LESS MATERIAL IN THE WELD ZONES. THE WEIGHT SAVINGS IS ONE THING, BUT MORE IMPORTANTLY, THINNER FRAME TUBES MAKE FOR A SNAPPY, COMFORTABLE RIDE. FURTHERMORE, WE CAN WELD MORE INTRICATE SHAPES, LIKE SEAT STAY YOKES TO ACCOMMODATE EITHER 29" OR 27.5" TIRES, WITH MUD CLEARANCE TO SPARE. AND WE CAN ADD FIXED MOUNTS FOR BOTTLES, BAGS, CARGO RACKS, AND MORE. THE ONLY LIMITATION TO YOUR POTENTIAL ADVENTURES IS YOUR IMAGINATION.



## THE 9 THINGS YOU NEED TO KNOW:

1. Hand welded, air-hardened Reynolds 853 steel frame.
2. Sporty, "trail country" geometry with 68-degree head tube and 74-degree seat tube.
3. Dropper post compatibility.
4. Tire clearance for 29x2.3" or 27.5x2.6" tires.
5. Threaded frame mounts for custom bags, racks, fenders, and water bottles.
6. 120mm travel suspension fork.
7. Simple, easy to service external cable routing.
8. PF30 bottom bracket is easy to adapt to multiple drive train configurations.
9. Lifetime warranty.

Sizes available: SM, MD, LG, XL



:AIR 9



onner



## ELEVATE YOUR ATTITUDE

GET CROSS-COUNTRY QUICKNESS WITH A TOUGH-GUY TRAIL BIKE ATTITUDE IN THIS AFFORDABLE, ACCESSIBLE ALUMINUM HARDTAIL. IF A CROSS-COUNTRY RACE BIKE MET A RUGGED TRAIL BIKE IN THE WOODS, THEIR LOVE CHILD MIGHT LOOK A LOT LIKE OUR AIR 9 ALUMINUM HARDTAIL. THIS POPULAR MOUNTAIN BIKE BLENDS THE AGILITY AND EFFICIENCY OF A PEDAL-FRIENDLY XC BIKE WITH THE VERSATILITY, TOUGHNESS, AND CAPABILITY OF A ROWDY TRAIL RIG.

WITH BOOST 148 HUB SPACING, A 120MM-TRAVEL SUSPENSION FORK, AND MODERN FRAME GEOMETRY, THE AFFORDABLE AIR 9 IS RESPONSIVE AND PLAYFUL. OUR HYDROFORMED 6061-T6 ALUMINUM KEEPS IT COMFORTABLE ENOUGH FOR ALL DAY RIDING AND STILL QUICK ENOUGH TO PIN IT AT THE RACES. ONE OF WHAT WE CALL OUR “TRAIL-COUNTRY” BIKES, THE AIR 9 FRAME GEOMETRY IS EQUALLY ADEPT ON SPORTY SINGLETRACK AND STEEP SLOPES ALIKE. ADD FRAME CLEARANCE TO SUIT 29X2.4” OR 27.5X 2.8” TIRES, AND ALMOST ANY HUMAN POWERED APPLICATION FEELS WITHIN REACH.

AS WITH ITS CARBON FIBER COUSIN, THE VENERABLE AIR 9 RDO, THE STURDY ALUMINUM AIR 9 RELIES ON A PF30 BOTTOM BRACKET SHELL. EASILY ADAPTABLE TO ANY BEARING SYSTEM AND DRIVE TRAIN, THIS ALSO GIVES OUR RIDERS THE FREEDOM TO INSTALL OUR VERY OWN, PATENTED BIOCENTRIC 30 ECCENTRIC BB INSERT FOR THE SAKE OF A SINGLESPEED CONFIGURATION. BY ROTATING WITHIN THE FRAME’S BB SHELL, BIOCENTRIC 30 ALLOWS THE CRANKARMS TO MOVE FORWARD OR BACK AS NEEDED TO TIGHTEN OR LOOSEN THE CHAIN ON A SINGLESPEED DRIVETRAIN.



## THE 9 THINGS YOU NEED TO KNOW:

1. Lightweight, hydroformed and welded 6061 T-6 aluminum frame.
2. Easy to service, partially internal cable routing.
3. Versatile PF30 bottom bracket.
4. Tire clearance for 29x2.4” or 27.5x2.8” tires.
5. Five frame sizes to fit any rider.
6. 120mm suspension fork and trail-ready geometry.
7. Boost hub spacing front and rear.
8. 30.9mm seatpost.
9. Lifetime warranty.

Sizes available: XS, SM, MD, LG, XL

inner





**:GRAVEL BIKES**



## MAGIC CARPET RIDE

THIS, THE WORLD'S FIRST FULL-SUSPENSION GRAVEL BIKE, IS NOT JUST A CROSS COUNTRY MOUNTAIN BIKE WITH DROP BARS. IT'S A DEDICATED GRAVEL BIKE MADE TO GO FARTHER AND FASTER, WITH MORE CONFIDENCE, COMFORT, AND CONTROL ON DIRT SURFACES. THE GEOMETRY, FIT, AND SUSPENSION PERFORMANCE ARE OPTIMIZED FOR PEDALING LONG MILES ON GRAVEL. BY SUSPENDING THE BIKE AND RIDER WITH A HIGH-PERFORMANCE, INFINITELY TUNABLE CVA SUSPENSION SYSTEM, WE'VE USHERED IN A NEW ERA OF GRAVEL RIDING. FASTER WITH MORE CONTROL. FARTHER WITH MORE COMFORT. AND MORE FUN, THANKS TO CONFIDENT HANDLING.

A full-suspension gravel bike with a green frame and orange and black accents. It features a black seat, handlebars, and pedals. The bike is equipped with black tires with 'STANS' and 'ORAIL' branding. The frame has 'ONNER' and 'MCR 9 RDO' written on it. The bike is positioned on a dirt path with a blurred green background.

**:MCR 9 RDO**

*onner*



THE MCR 9 RDO IS MORE THAN A GRAVEL BIKE. IT DOESN'T SKITTER AND SKATE NERVOUSLY THROUGH CORNERS. IT DOESN'T BUCK YOU OUT OF THE SADDLE WHEN PEDALING THROUGH WASHBOARDED ROADS AND ROUGH ROADS. WHY? BECAUSE IT DOESN'T RELY SIMPLY ON TIRE PRESSURE AND UNDAMPED, UNTUNABLE FRAME FLEX FOR SUSPENSION. THANKS TO THE CVA SUSPENSION, IT ENCOURAGES SITTING DEEP IN THE SADDLE AND PEDALING POWERFULLY THROUGH CHOPPY TERRAIN. IT HUGS THE GROUND AND TRACKS CORNERS LIKE A SLOT CAR. IT'S CONFIDENT AND PLANTED FOR HIGH SPEED DESCENTS.

NO MATTER IF RACING OR WORLD TRAVEL ARE ON YOUR AGENDA, THE MCR 9 RDO BRINGS MORE TO THE TABLE THAN ANY OTHER GRAVEL BIKE ON THE MARKET. IT'S GOT FITMENT FOR CUSTOM FRAME BAGS, FENDERS, AND MORE. IT'S ADAPTABLE TO MULTIPLE DRIVETRAIN CONFIGURATIONS INCLUDING SINGLE AND DOUBLE CHAINRINGS. IT HAS INTERNAL CABLE ROUTING, INCLUDING FOR DROPPER POSTS.

SO IF YOU WANT AN ENTIRELY NEW OUTLOOK ON GRAVEL, ONE THAT MARRIES THE CONFIDENCE AND COMFORT OF A MOUNTAIN BIKE WITH THE EFFICIENCY AND FIT OF A GRAVEL BIKE, HOP ON THIS MAGIC CARPET FOR THE RIDE OF YOUR LIFE.



## THE 9 THINGS YOU NEED TO KNOW:

1. 50mm of stable yet supple CVA suspension with refined curve for small bump performance and full travel.
2. Rear shock lockout with handlebar remote; fork lockout.
3. RDO carbon fiber main frame and rear triangle with forged, 1-piece linkages.
4. Integrated rear fender protects suspension components.
5. 11 fixed mounting points for frame bags, bottles, and more.
6. Removable front derailleur mount.
7. Durable, long-lasting Enduro Max "Black Oxide" pivot bearings.
8. Clearance for 700x50c and 650b x 2.0 tires.
9. Lifetime warranty.

Sizes available: 53cm, 56cm, 59cm



**:RLT 9 RDO**

*anner*



## THE ROAD LESS TRAVELED

THIS GRAVEL BIKE IS LIGHT, DONE RIGHT. A CARBON FIBER RECIPE WITH STYLE AND SOUL. RATHER THAN BUILDING A NO-FUN, NO-FRILLS, UBER-LIGHT AND TOO-STIFF CARBON CHASSIS FOR OUR RLT 9 RDO, WE BUILT YOU A BIKE THAT YOU'LL WANT TO RIDE ALL THE TIME TO ANY PLACE. WITH 50C TIRE CLEARANCE, MULTIPLE FITMENTS FOR ACCESSORIES AND CARGO, PLUS SLICK FRAME FEATURES AND A SMOOTH RIDE, YOU CAN PEDAL IT AND BE HAPPY ANYWHERE AND EVERYWHERE, NOT JUST ON YOUR STRAVA SEGMENTS.

CARBON FIBER GETS ALL THE CREDIT THESE DAYS. IT'S LIGHT, STIFF, AND INFINITELY VARIABLE IN TERMS OF SHAPES AND SIZES. BUT IT'S LIKE TOMATO SAUCE - THERE'S MORE TO IT THAN THE TOMATOES AND WHERE THEY WERE GROWN. AS LIFELONG GRAVEL (AND PASTA) ADDICTS, WE'RE EXPERTS AND FINDING THE INGREDIENTS TO MAKE CARBON FIBER THE RIGHT WAY FOR EVERY ADVENTURE WE CAN ENVISION. AS SUCH, WE ADD A HEALTHY DOSE OF SOUL TO OUR IN-HOUSE RDO CARBON FIBER RECIPE.

YES, THE RLT 9 RDO IS LIGHT ENOUGH, STIFF ENOUGH, AND STRONG ENOUGH TO SATISFY THE MOST SELECTIVE GRAVEL RACERS. WE'RE HAPPY TO BOAST MULTIPLE RACE WINS AT THE MOST PRESTIGIOUS GRAVEL EVENTS AROUND THE WORLD. BUT MORE IMPORTANTLY, WE BUILD COMFORT, COMPLIANCE, AND A FULLY FEATURED FRAME TO MAKE EVEN THE MOST MUNDANE MIDDAY RIDES MORE FUN AND TO BRING CROSS-CONTINENTAL EXCURSIONS INTO THE REALM OF POSSIBILITY.



### THE 9 THINGS YOU NEED TO KNOW:

1. RDO carbon fiber frame with end-to-end, full sleeve internal cable routing.
2. RDO carbon fiber fork with internal brake hose and front hub dynamo routing.
3. 26 integrated, fixed mounting points for bottles, bags, lights, fenders and racks.
4. Refined geometry combines stability with agility.
5. Generous tire clearance for 700x50c and/or 650bx2.0 tires.
6. Compatible with wired, wireless, geared, single speed, 1x, and 2x drivetrains.
7. Tested to ISO mountain bike standards for strength.
8. Versatile PF30 BB shell for geared and singlespeed options.
9. Lifetime warranty.

Sizes available: 47cm, 50cm, 53cm, 56cm, 59cm, 62cm



:RLT 9 STEEL

inner



## COMFORT, DURABILITY, AND CONFIDENCE

THE RLT 9 STEEL IS FOR THE PURIST, THE RIDER WHO'S AFTER THE CLASSIC AESTHETICS, RUGGED DURABILITY, AND COMFORTABLE RIDE OF SMOOTH, SUPPLE REYNOLDS 853 STEEL. MADE FOR GRAVEL ROADS, THIS BIKE CRAVES LONG ADVENTURES. SIMPLE EXTERNAL CABLE ROUTING, GENEROUS TIRE CLEARANCE, NEARLY ENDLESS CARGO CAPACITY, AND THE RDO CARBON FIBER FORK BRING ANY ADVENTURE INTO THE REALM OF POSSIBILITY. NO MATTER IF YOU HAVE A CROSS-CONTINENT EXCURSION OR A COUNTY LINE COMMUTE, THE RLT 9 STEEL LOVES TO BE LOADED UP AND ROLLED OUT.

IN PRACTICAL TERMS, REYNOLDS 853 STEEL IS A NEARLY PERFECT MATERIAL FOR CREATING BIKE FRAMES. THE FRAME TUBE JUNCTIONS STRENGTHEN AFTER TIG WELDING, WHICH ALLOWS THE USE OF THINNER, LIGHTER FRAME TUBES WITHOUT ANY SACRIFICE IN DURABILITY OR STRENGTH. ADDITIONALLY, STEEL FRAMED BICYCLES HAVE A WELL-EARNED REPUTATION FOR RUGGED, DEPENDABLE RELIABILITY. STEEL HAS A WAY OF BRUSHING OFF THE INEVITABLE SCRATCHES, DINGS, AND ROUGH TREATMENT THAT ACCOMPANIES THE BEST ADVENTURES.

PAIRED UP FRONT WITH OUR SIGNATURE RDO CARBON FIBER FORK, THE RLT 9 STEEL MAKES AN APPEALING PACKAGE. STIFF FOR PRECISE TRACKING IN CORNERS, BUT COMPLIANT IN THE FACE OF ROAD VIBRATIONS, THE RDO FORK OFFERS MULTIPLE MOUNTING OPTIONS FOR CARGO, BOTTLES, LIGHTS, AND FENDERS. IT'S EVEN GOT INTERNAL WIRE ROUTING FOR A FRONT HUB DYNAMO, SHOULD YOUR ADVENTURES EXTEND BEYOND DAYLIGHT HOURS.



## THE 9 THINGS YOU NEED TO KNOW:

1. Reynolds 853 Steel frame with simple, easy to service external cables.
2. RDO carbon fiber fork with internal brake hose and front hub dynamo routing.
3. 26 integrated, fixed mounting points for bottles, bags, lights, fenders and racks.
4. Refined geometry combines stability with agility.
5. Generous tire clearance for 700x50c and/or 650bx2.0 tires.
6. Compatible with wired, wireless, geared, single-speed, 1x, and 2x drivetrains.
7. Tested to ISO mountain bike standards for strength.
8. Versatile PF30 BB shell for geared and singlespeed options.
9. Lifetime warranty.

Sizes available: 47cm, 50cm, 53cm, 56cm, 59cm, 62cm



:RLT 9



*Cannondale*



## AFFORDABLE, ACCESSIBLE, ALUMINUM

RIDE BEYOND THE CITY LIMITS WITHOUT GOING BEYOND YOUR BUDGET. MADE FOR OVERLANDERS, EXPLORERS, AND DREAMERS, THE RLT 9 IS A FULLY FEATURED GRAVEL BIKE TO GET YOU THERE AND BACK WITH PLENTY OF CHANGE TO SPARE. ALL THE FRAME FEATURES AND VERSATILITY OF OUR VAUNTED RLT GRAVEL BIKE FAMILY ARE FULLY EXPRESSED IN THIS APPEALING ALUMINUM GRAVEL BIKE.

THE RLT 9 MAXIMIZES YOUR FREEDOM AND ACCESS TO THE ROAD LESS TRAVELED. WITH AFFORDABLE, HIGH PERFORMING MATERIALS, ELEGANT ENGINEERING, AND FULL FEATURE SET, THERE'S NOTHING STOPPING YOU FROM ACHIEVING YOUR OFF-ROAD ASPIRATIONS. OUR 6061-T6 ALUMINUM RLT 9 IS WELDED WITH HYDROFORMED TUBING. THIS MATERIAL IS UNIVERSALLY PRAISED FOR ITS DURABILITY, VERSATILITY, AND VALUE. BEFORE WELDING, WE'RE CAREFUL TO SHAPE EVERY STRUCTURE AND FRAME TUBE TO ACHIEVE MAXIMUM COMFORT AND EFFICIENCY FOR THE RIDE.

ALL THE NINER RLT GRAVEL BIKES CAN FIT THE RIDER'S CHOICE OF 700X50C TIRES, OR 650B X 2.0 WHEELS AND TIRES. THE FRAMES, INCLUDING THE RLT 9 ALUMINUM, HAVE A VARIETY OF FIXED MOUNTING POINTS FOR OUR OWN CUSTOM FRAME BAGS, WATER BOTTLES, CARGO RACKS, FENDERS, AND MORE. THE PF30 BOTTOM BRACKET SHELLS ALLOW FITMENT OF ANY DRIVE TRAIN IMAGINABLE, INCLUDING SINGLESPEED. AND THE RDO CARBON FIBER FORK UP FRONT HELPS TO SAVE WEIGHT, INCREASE STEERING PRECISION, AND ADD RIDER COMFORT.



### THE 9 THINGS YOU NEED TO KNOW:

1. Lightweight, sturdy hand-welded 6061-T6 aluminum frame.
2. RDO carbon fiber fork with internal brake hose and front hub dynamo routing.
3. 26 integrated, fixed mounting points for bottles, bags, lights, fenders and racks.
4. Refined geometry combines stability with agility.
5. Generous tire clearance for 700x50c and/or 650bx2.0 tires.
6. Compatible with wired, wireless, geared, singlespeed, 1x, and 2x drivetrains.
7. Tested to ISO mountain bike standards for strength.
8. Versatile PF30 BB shell for geared and singlespeed options.
9. Lifetime warranty.

Sizes available: 47cm, 50cm, 53cm, 56cm, 59cm, 62cm



A man is riding a black mountain bike on a dirt trail. He is wearing a black helmet, a black long-sleeved shirt with 'TOP' visible on the sleeve, light green shorts, and green gloves. He has tattoos on his arms and is looking back over his shoulder. The background features a dense forest of evergreen trees under a cloudy sky. The text ':E BIKES' is overlaid in the bottom left corner.

:E BIKES





:WFO e9



# RIDE THE LIGHTNING

PARK YOUR SHUTTLE TRUCK, DITCH THE LIFT: WITH THE NINER WFO E9, YOUR ACCESS TO THE ROWDIEST TERRAIN, STEEP BACKCOUNTRY LINES, AND LOCAL CHUNDER JUST GOT A LOT BETTER. AGGRESSIVE GEOMETRY, 180MM SUSPENSION TRAVEL, A COIL SPRING, AND BOSCH PERFORMANCE LINE CX DRIVE SYSTEM MAKE THE WFO E9 READY TO PUNCH YOUR TICKET TO THE TOP AND CAPABLY CARVE DOWN, NO MATTER HOW GNARLY THE TRAIL.

THE BEATING HEART OF OUR WFO E9 IS THE BOSCH PERFORMANCE LINE CX DRIVE SYSTEM. WIDELY RECOGNIZED AS THE SMOOTHEST, MOST POWERFUL, RELIABLE, AND DURABLE SYSTEM AVAILABLE, THE MOTOR PRODUCES TORQUE UP TO 85 NM. MATED TO A 625WH BATTERY, THIS SYSTEM SEAMLESSLY SUPPLEMENTS YOUR PEDALING EFFORTS. THE EXTERNALLY REMOVABLE BATTERY PERMITS EASY CHARGING AND MAINTENANCE.

OUR STURDY ALUMINUM FRAME AND SUSPENSION KINEMATICS ARE BUILT TO APPLY ALL YOUR EFFORTS TO THE TRAIL AHEAD. THE SUPPLE, ACTIVE HORST-LINK 4-BAR STYLE SUSPENSION IS ENHANCED BY A TRUNNION-MOUNT COIL SPRING TO MAINTAIN CLIMBING TRACTION UNDER POWER AND KEEP YOU GLUED TO THE GROUND GOING DOWN. BUILT "MULLET STYLE," WITH A LONG WHEELBASE, PLUS A 29" FRONT WHEEL AND A 27.5+" REAR WHEEL, THE WFO E9 MAINTAINS A POINT AND PLOW POSTURE WITHOUT BEING SO RANGY AS TO HANG UP IN TIGHT TURNS.



## THE 9 THINGS YOU NEED TO KNOW:

1. 29er front wheel, 27.5+" rear wheel, 180mm suspension travel.
2. 4th generation Bosch Performance Line CX motor.
3. One-piece, cast and post-machined alloy motor mounts for strength and stiffness.
4. Integrated 625wh Power Tube batteries for extended range.
5. Built with Niner design, engineering, and DNA, for rider focused performance and handling.
6. Trunnion mount coil shock for supple suspension.
7. Externally accessible downtube battery for easy charging and transport.
8. Niner-tuned Horst link suspension system and optimized kinematics for eMTB riding.
9. Lifetime warranty on frame; Bosch warranty on drive system.

Sizes available: SM, MD, LG

*niner*



:RIP e9

onner



## RIDE THE LIGHTNING

POWERED BY A CLASS-LEADING BOSCH PERFORMANCE LINE CX MOTOR AND 625WH BATTERY, OUR 150MM-TRAVEL RIP E9 29ER CHECKS ALL THE BOXES. IT'S A QUICK, MID-TRAVEL TRAIL BIKE FOR PICKING OFF MID-WEEK MISSIONS AND DAY-LONG EXCURSIONS ALIKE. SUMMIT THE CLIMB SOONER, GO A LITTLE FARTHER, OR JUST GET OUT THERE AND PEDAL, DAMN IT!

WE START WITH A HAND WELDED 6061 ALUMINUM FRAME AND A ONE-PIECE MOTOR MOUNT THAT UNIFIES THE UPPER AND LOWER PIVOT LOCATIONS, PLUS THE SHOCK MOUNT, FOR EXCEPTIONAL STIFFNESS. FORGED SEAT- AND CHAINSTAY YOKES, ROCKER ARMS, AND HOLLOWED DROPOUTS, PLUS OUR SIGNATURE ENDURO MAX BLACK OXIDE PIVOT BEARINGS, COMPLETE THE STOUT RIP E9 CHASSIS. BUT ABOVE ALL, NINER RIDE QUALITY IS PARAMOUNT. ACCORDINGLY, THE RIP E9 SUSPENSION BEHAVIOR WAS CAREFULLY EVALUATED DURING DEVELOPMENT. OUR 4-BAR SYSTEM IS TUNED FOR MAXIMUM TRACTION UNDER LOAD, PERFECT FOR LIGHT, POWERED VEHICLE APPLICATIONS.

A BOSCH PERFORMANCE LINE CX MOTOR DELIVERS SMOOTH PEDAL ASSIST WITH NO SURPRISES. TORQUE-SENSITIVE, ZERO-LAG POWER DELIVERY IS PREDICTABLE IN ALL CONDITIONS. AND THE 625WH BATTERY MEANS YOU CAN GO FARTHER WITHOUT FEAR OF LOSING THE JUICE.



### THE 9 THINGS YOU NEED TO KNOW:

1. 29-inch wheels, 150mm suspension travel.
2. 4th generation Bosch Performance Line CX motor.
3. One-piece, cast and post-machined alloy motor mounts for strength and stiffness.
4. Integrated 625wh Power Tube batteries for extended range.
5. Built with Niner design, engineering, and DNA, for rider focused performance and handling.
6. Trunnion mount coil shock for supple suspension.
7. Externally accessible downtube battery for easy charging and transport.
8. Niner-tuned Horst link suspension system and optimized kinematics for eMTB riding.
9. Lifetime warranty on frame; Bosch warranty on drive system.

Sizes available: SM, MD, LG





:RLT e9 RDO

ninner



## OVERLAND ADVENTURE VEHICLE

IN OUR ONGOING QUEST TO IMPROVE RIDERS' OPPORTUNITIES TO PEDAL BIKES ON THE DIRT, WE'RE HAPPY TO SHARE THE RLT E9 RDO. WE'RE CALLING IT OUR FIRST E-GRAVEL BIKE, BUT IT'S MORE LIKE A PEDAL-POWERED SUV. OR AN OVERLAND EXPEDITION VEHICLE. OR AN URBAN NINJA TRANSIT DEVICE. BOSCH POWERED, CARGO CAPABLE, FRONT SUSPENSION-READY, AND FLAT-BAR FRIENDLY, THERE'S ALMOST NO TRANSPORTATION TASK THIS CHAMELEON CAN'T HANDLE.

THE E9 VERSION OF OUR VAUNTED RLT GRAVEL BIKE SERIES GOES FAR AND IT GOES FAST. THE BOSCH PERFORMANCE LINE SPEED DRIVE SYSTEM PROPELS A RIDER TO 28MPH (25KPH IN EU) WITH A 500WH BATTERY FOR LONGER DISTANCES. BOSCH LEADS THE CATEGORY WITH RELIABLE MOTORS THAT DELIVER SMOOTH, LAG-FREE PEDAL ASSIST AND BACKED BY AN UNPARALLELED GLOBAL SERVICE NETWORK.

SUBTLE DESIGN FEATURES ADD INCREDIBLE VERSATILITY. POST-MOUNT DISC BRAKE FITMENT MAKES IT EASY TO CHANGE TO A FLAT HANDLEBAR WITH MOUNTAIN BIKE BRAKES. LIKewise OUR INTENTIONAL INCLUSION OF BOOST HUB AND CRANKSET SPACING ALLOWS THE RIDER INTERCHANGEABILITY WITH MOUNTAIN BIKE DRIVETRAIN PARTS. THE RLT E9 RDO CARBON FORK IS THE SAME LENGTH AS A SHORT-TRAVEL SUSPENSION FORK, SO FRONT SUSPENSION IS ALSO WITHIN REACH, SHOULD YOUR ASPIRATIONS INCLUDE EVEN ROUGHER TERRAIN.

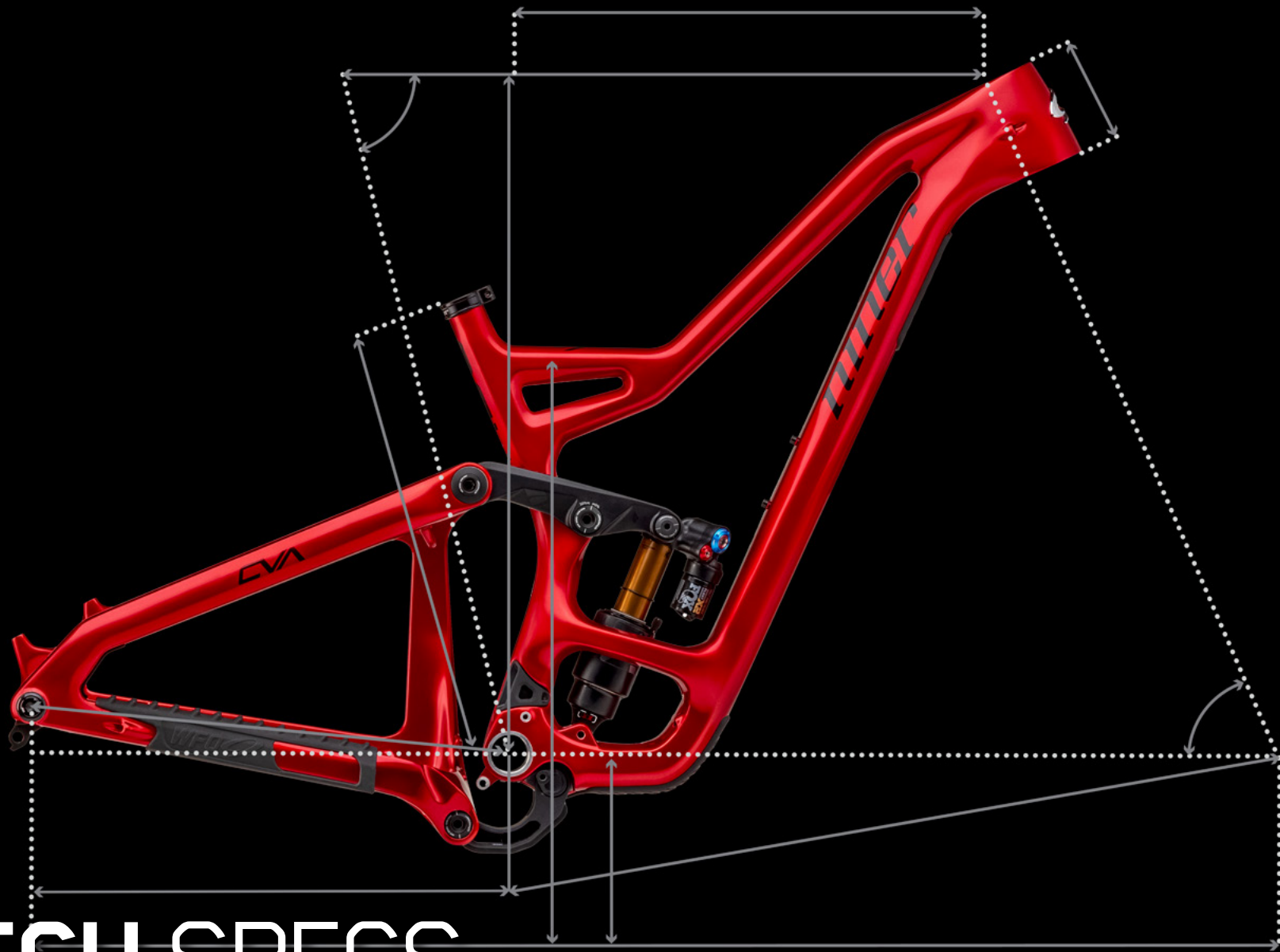


### THE 9 THINGS YOU NEED TO KNOW:

1. Fourth generation Bosch Performance Line Speed motor.
2. Clearance for 700x50c tires.
3. Race Day Optimized carbon fiber frame and fork, tested to the rugged ISO mountain bike standard.
4. Integrated, externally removable 500wh Power Tube battery.
5. Boost hub and drivetrain spacing.
6. Post-mount brake fitment, with custom flat-mount adapters.
7. Fitment for Niner's custom, integrated front and rear cargo racks, plus multiple bottle and bag mounts.
8. Frame geometry is corrected and ready for a gravel bike suspension fork.
9. Lifetime warranty.

Sizes available: 50cm, 53cm, 56cm, 59cm





# TECH SPECS

## LIFETIME WARRANTY

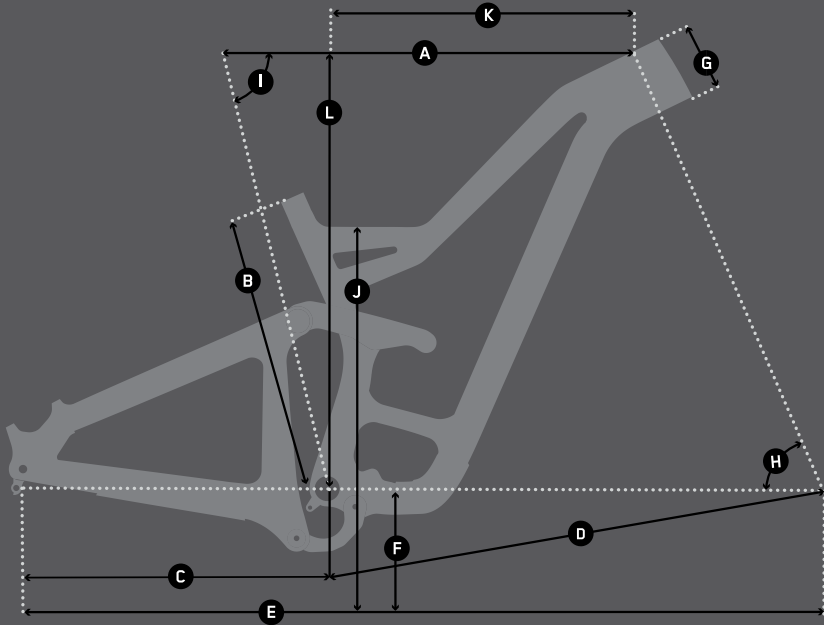
NINER IS A COMPANY OF CYCLISTS. WE BELIEVE IN THE QUALITY OF THE BIKES AND COMPONENTS WE PRODUCE. WE RIDE, WE RACE, AND WE ENGINEER OUR PRODUCTS TO GIVE OUR RIDERS THE BEST EXPERIENCE POSSIBLE. THEREFORE, WE BACK UP OUR BIKES WITH THE BEST SERVICE AND SUPPORT POSSIBLE, INCLUDING A LIMITED LIFETIME WARRANTY FOR THE ORIGINAL OWNERS. WE HOPE YOU'RE RIDING DAILY. BUT THE NORMAL WEAR AND TEAR ASSOCIATED WITH USING OUR STUFF IS NOT COVERED UNDER WARRANTY. THIS WARRANTY APPLIES ONLY TO THE ORIGINAL OWNER WITH VALID PROOF OF PURCHASE AND IS NON-TRANSFERABLE. PLEASE READ THE FULL POLICY ON OUR WEBSITE.



TECH SPECS

- **FRAME FITTINGS AND MOUNTS:** 1 BOTTLE CAGE IN FRONT TRIANGLE
- **MAXIMUM FRONT SUSPENSION:** 180MM
- **SHOCK SIZE:** 205X65MM TRUNNION
- **SUGGESTED SHOCK SAG:** 30% (19.5MM)
- **SEAT COLLAR SIZE:** 34.9MM
- **FRONT DERAILLEUR:** N/A
- **PIVOT BEARING SPECS:** (8X) 26 X 17 X 5MM ENDURO BO MAX, (2X) 26 X 17 X 10MM ENDURO DOUBLE ROW, (2X) 22 X 10 X 6MM ENDURO BO MAX
- **MAXIMUM CHAIRING SIZE:** 36T
- **ISCG COMPATIBILITY:** ISCG 05
- **MAXIMUM REAR ROTOR SIZE:** 203MM
- **MINIMUM REAR ROTOR SIZE:** 180MM
- **REAR WHEEL THROUGH AXLE SPEC:** 12 X 182MM, M12 X P1.0, L15MM
- **REAR SUSPENSION TRAVEL:** 170MM
- **FORK OFFSET:** 44MM
- **SHOCK MOUNTING HARDWARE:** UPPER - M10 X 54MM TRUNNION, LOWER M8 X 25MM
- **SEATPOST SIZE:** 30.9MM
- **CABLE ROUTING:** INTERNAL
- **HEADSET SIZE:** SHIS DESCRIPTION ZS44/28.6 | ZS56/40
- **BOTTOM BRACKET TYPE:** BSA THREADED
- **BRAKE MOUNT TYPE:** POST MOUNT
- **REAR WHEEL SPACING:** 12X148MM
- **MAX TIRE SIZE:** 29 X 2.6
- **LIFETIME WARRANTY**

	(A) TT LENGTH	(B) SEAT TUBE LENGTH	(C) HORIZONTAL CHAINSTAY	(D) FRONT CENTER	(E) WHEELBASE	(F) BB DROP	(G) HEADTUBE LENGTH	(H) HEADTUBE ANGLE	(I) SEATTUBE ANGLE	(J) STANDOVER HEIGHT	(K) REACH	(L) STACK
FLIP CHIP HIGH MODE (MM)												
FORK TRAVEL (MM)*	180	180	180	180	180	180	180	180	180	180	180	180
SM	573	390	435	770	1203	19.0	90	64.7°	77.7°	732	437	621
MD	595	419	435	793	1225	19.0	95	64.7°	77.7°	734	457	626
LG	625	426	435	825	1257	19.0	100	64.7°	77.7°	755	487	630
FLIP CHIP LOW MODE (MM)												
FORK TRAVEL (MM)*	180	180	180	180	180	180	180	180	180	180	180	180
SM	575	390	438	771	1205	28.0	90	64.0°	77.0°	725	430	626
MD	597	419	438	794	1227	28.0	95	64.0°	77.0°	727	450	631
LG	627	426	438	826	1259	28.0	100	64.0°	77.0°	748	480	635



4-STAR

DRIVETRAIN: XT  
FORK: FOX 38 FACTORY  
WHEELS: DT SWISS



3-STAR

DRIVETRAIN: GX EAGLE  
FORK: FOX 38 FACTORY  
WHEELS: DT SWISS



2-STAR

DRIVETRAIN: SX EAGLE  
FORK: FOX 38 RHYTHM  
WHEELS: NINER ALLOY



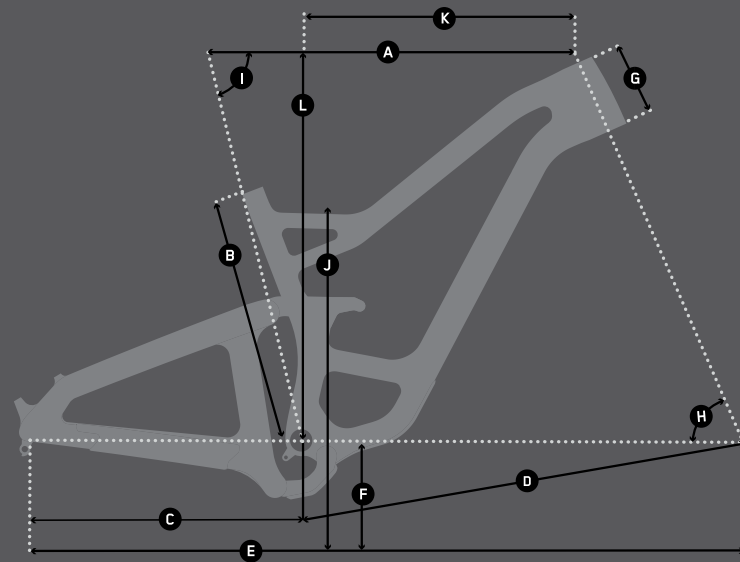
WFO 9 RDO



## TECH SPECS

- **FRAME FITTINGS AND MOUNTS:** 1 BOTTLE CAGE IN FRONT TRIANGLE
- **MAXIMUM FRONT SUSPENSION:** 160MM
- **SHOCK SIZE:** 210X55MM
- **SUGGESTED SHOCK SAG:** 30% (16.5MM)
- **SEAT COLLAR SIZE:** 34.9MM
- **FRONT DERAILEUR:** N/A
- **PIVOT BEARING SPECS:** (8X) 26 X 17 X 5MM ENDURO BO MAX, (2X) 26 X 17 X 10MM ENDURO DOUBLE ROW
- **MAXIMUM CHAINRING SIZE:** 34T
- **ISCG COMPATIBILITY:** ISCG 05
- **MAXIMUM REAR ROTOR SIZE:** 180MM
- **MINIMUM REAR ROTOR SIZE:** 160MM
- **REAR WHEEL THROUGH AXLE SPEC:** M12 X 1.75P X 182L
- **REAR SUSPENSION TRAVEL:** 140MM
- **FORK OFFSET:** 44MM
- **SHOCK MOUNTING HARDWARE:** UPPER - M8 X 30MM, LOWER M8 X 25MM
- **SEATPOST SIZE:** 30.9MM
- **CABLE ROUTING:** INTERNAL
- **HEADSET SIZE:** SHIS DESCRIPTION ZS44/28.6 I ZS56/40
- **BOTTOM BRACKET TYPE:** BSA THREADED
- **BRAKE MOUNT TYPE:** POST MOUNT
- **REAR WHEEL SPACING:** 12X148MM
- **MAX TIRE SIZE:** 29 X 2.6
- **LIFETIME WARRANTY**

		(A) TT LENGTH	(B) SEAT TUBE LENGTH	(C) HORIZONTAL CHAINSTAY	(D) FRONT CENTER	(E) WHEELBASE	(F) BB DROP	(G) HEADTUBE LENGTH	(H) HEADTUBE ANGLE	(I) SEATTUBE ANGLE	(J) STANDOVER HEIGHT	(K) REACH	(L) STACK
FLIP CHIP HIGH MODE (MM)	FORK TRAVEL (MM)*	150	150	150	150	150	150	150	150	150	150	150	150
	SM	573	376	434	726	1160	32.0	90	66.0°	75.8°	682	420	610
	MD	596	406	434	748	1181	32.0	95	66.0°	75.8°	712	440	615
	LG	622	446	434	775	1208	32.0	100	66.0°	75.8°	744	465	619
	XL	650	496	434	806	1240	32.0	115	66.0°	75.8°	769	490	633
FLIP CHIP LOW MODE (MM)	FORK TRAVEL (MM)*	150	150	150	150	150	150	150	150	150	150	150	150
	SM	574	376	434	726	1160	39.0	90	65.0°	75.2°	675	413	614
	MD	598	406	434	748	1182	39.0	95	65.0°	75.2°	705	433	619
	LG	624	446	434	776	1209	39.0	100	65.0°	75.2°	734	458	623
	XL	653	496	434	807	1241	39.0	115	65.0°	75.2°	763	483	637



★★★★

**4-STAR**

DRIVETRAIN: XT

FORK: FOX 36 FACTORY

WHEELS: DT SWISS

★★★

**3-STAR**

DRIVETRAIN: GX EAGLE

FORK: FOX 36 FACTORY

WHEELS: STANS

★★

**2-STAR**

DRIVETRAIN: SX EAGLE

FORK: FOX 36 RHYTHM

WHEELS: NINER ALLOY

# RIP 9 RDO

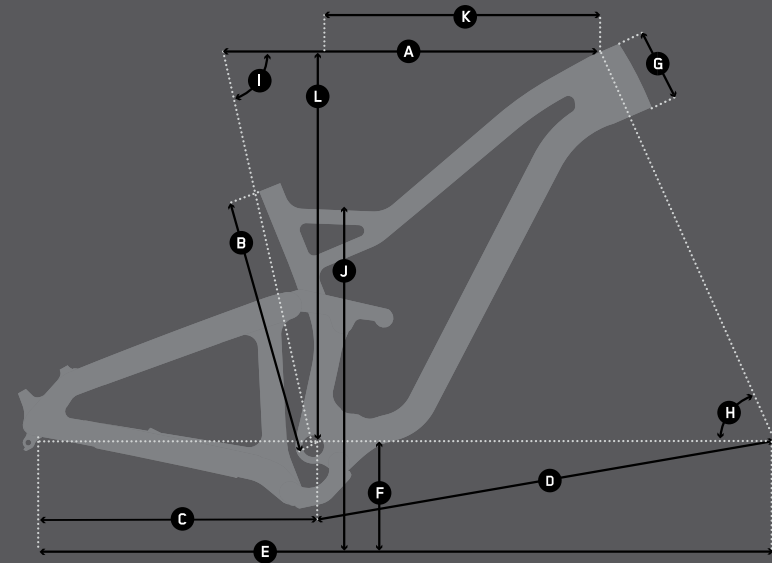
*niner*



## TECH SPECS

- **FRAME FITTINGS AND MOUNTS:** 1 BOTTLE CAGE IN FRONT TRIANGLE
- **MAXIMUM FRONT SUSPENSION:** 130MM
- **SHOCK SIZE:** 165X45MM TRUNNION
- **SUGGESTED SHOCK SAG:** 30% (13.5MM)
- **SEAT COLLAR SIZE:** 34.9MM
- **FRONT DERAILLEUR:** N/A
- **PIVOT BEARING SPECS:** (8X) 26 X 17 X 5MM ENDURO BO MAX, (2X) 26 X 17 X 10MM ENDURO DOUBLE ROW, (2X) 22 X 10 X 6MM ENDURO BO MAX
- **MAXIMUM CHAINRING SIZE:** 36T
- **ISCG COMPATIBILITY:** ISCG 05
- **MAXIMUM REAR ROTOR SIZE:** 180MM
- **MINIMUM REAR ROTOR SIZE:** 160MM
- **REAR WHEEL THROUGH AXLE SPEC:** 12 X 182MM, M12 X P1.0, L15MM
- **REAR SUSPENSION TRAVEL:** 120MM
- **FORK OFFSET:** 44MM
- **SHOCK MOUNTING HARDWARE:** UPPER - M10 X 54 TRUNNION, LOWER M8 X 25MM
- **SEATPOST SIZE:** 30.9MM
- **CABLE ROUTING:** INTERNAL
- **HEADSET SIZE:** SHIS DESCRIPTION ZS44/28.6 I ZS56/40
- **BOTTOM BRACKET TYPE:** BSA THREADED
- **BRAKE MOUNT TYPE:** POST MOUNT
- **REAR WHEEL SPACING:** 12X148MM
- **MAX TIRE SIZE:** 29 X 2.6
- **LIFETIME WARRANTY**

		(A) TT LENGTH	(B) SEAT TUBE LENGTH	(C) HORIZONTAL CHAINSTAY	(D) FRONT CENTER	(E) WHEELBASE	(F) BB DROP	(G) HEADTUBE LENGTH	(H) HEADTUBE ANGLE	(I) SEATTUBE ANGLE	(J) STANDOVER HEIGHT	(K) REACH	(L) STACK
FLIP CHIP HIGH MODE (MM)	FORK TRAVEL (MM)*	130	130	130	130	130	130	130	130	130	130	130	130
	SM	574	376	430	726	1148	33.0	95	66.5°	76.0°	688	425	599
	MD	603	406	430	748	1179	33.0	110	66.5°	76.0°	698	450	613
	LG	631	446	430	775	1210	33.0	125	66.5°	76.0°	727	475	626
	XL	660	496	430	806	1241	33.0	140	66.5°	76.0°	778	500	640
FLIP CHIP LOW MODE (MM)	FORK TRAVEL (MM)*	130	130	130	130	130	130	130	130	130	130	130	130
	SM	577	376	432	726	1149	41.0	95	66.0°	75.5°	681	419	603
	MD	605	406	432	748	1180	41.0	110	66.0°	75.5°	705	444	617
	LG	634	446	432	776	1211	41.0	125	66.0°	75.5°	734	469	631
	XL	662	496	432	807	1242	41.0	140	66.0°	75.5°	771	494	645



★★★★

**4-STAR**

DRIVETRAIN: XT  
FORK: FOX 34 FACTORY  
WHEELS: DT SWISS

★★★

**3-STAR**

DRIVETRAIN: GX EAGLE  
FORK: FOX 34 FACTORY  
WHEELS: STANS

★★

**2-STAR**

DRIVETRAIN: SX EAGLE  
FORK: FOX 34 RHYTHM  
WHEELS: NINER ALLOY

*niner*

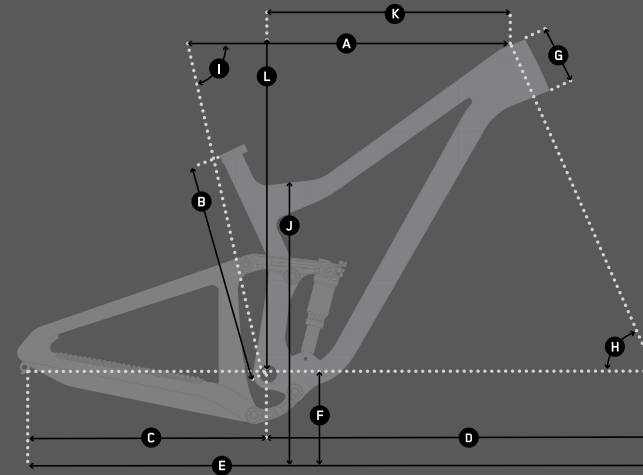
# JET 9 RDO



## TECH SPECS

- **FRAME FITTINGS AND MOUNTS:** TWO BOTTLE CAGE MOUNTS PLUS ACCESSORY STORAGE MOUNTS ON TOP TUBE
- **MAXIMUM FRONT SUSPENSION:** 120MM
- **SHOCK SIZE:** 165X40MM
- **SUGGESTED SHOCK SAG:** 25% (10MM)
- **SEAT COLLAR SIZE:** 34.9
- **FRONT DERAILLEUR:** N/A
- **PIVOT BEARING SPECS:** (6X) 26 X 17 X 5MM ENDURO BO MAX, (2X) 26 X 17 X 10MM ENDURO DOUBLE ROW, (2X) 22 X 10 X 6MM ENDURO BO MAX
- **MAXIMUM CHAINRING SIZE:** 38T
- **MAXIMUM REAR ROTOR SIZE:** 180MM
- **MINIMUM REAR ROTOR SIZE:** 160MM
- **REAR WHEEL THROUGH AXLE SPEC:** 2 X 182MM, M12 X P1.0, L15MM
- **REAR SUSPENSION TRAVEL:** 100MM
- **FORK OFFSET:** 44MM
- **SHOCK MOUNTING HARDWARE:** UPPER - M10 X 54 TRUNNION, LOWER M8 X 25MM
- **SEATPOST SIZE:** 30.9MM
- **CABLE ROUTING:** INTERNAL
- **HEADSET SIZE:** SHIS DESCRIPTION IS42/28.6 | IS52/40
- **BOTTOM BRACKET TYPE:** BSA THREADED
- **BRAKE MOUNT TYPE:** POST MOUNT
- **REAR WHEEL SPACING:** 12X148MM
- **MAX TIRE SIZE:** 29 X 2.5
- **LIFETIME WARRANTY**

		(A) TT LENGTH	(B) SEAT TUBE LENGTH	(C) HORIZONTAL CHAINSTAY	(D) FRONT CENTER	(E) WHEELBASE	(F) BB DROP	(G) HEADTUBE LENGTH	(H) HEADTUBE ANGLE	(I) SEATTUBE ANGLE	(J) STANDOVER HEIGHT	(K) REACH	(L) STACK
FLIP CHIP HIGH MODE (MM)	FORK TRAVEL (MM)*	100	100	100	100	100	100	100	100	100	100	100	100
	XS	561	351	429	672	1101	40.0	90	68.0°	75.0°	661	405	583
	SM	577	376	429	689	1117	40.0	95	68.0°	75.0°	674	420	586
	MD	599	406	429	710	1139	40.0	100	68.0°	75.0°	676	440	592
	LG	626	446	429	739	1168	40.0	110	68.0°	75.0°	705	465	601
	XL	661	497	429	775	1204	40.0	120	68.0°	75.0°	740	497	611
FLIP CHIP LOW MODE (MM)	FORK TRAVEL (MM)*	100	100	100	100	100	100	100	100	100	100	100	100
	XS	561	351	430	671	1101	45.0	90	67.6°	74.6°	657	401	586
	SM	577	376	430	688	1118	45.0	95	67.6°	74.6°	670	416	590
	MD	599	406	430	710	1140	45.0	100	67.6°	74.6°	672	436	595
	LG	626	446	430	739	1169	45.0	110	67.6°	74.6°	701	461	604
	XL	661	497	430	775	1204	45.0	120	67.6°	74.6°	736	493	614



★★★★

**4-STAR**

DRIVETRAIN: XT

FORK: FOX 34 FACTORY

WHEELS: STANS

★★★

**3-STAR**

DRIVETRAIN: GX EAGLE

FORK: FOX 34 FACTORY

WHEELS: DT SWISS

★★

**2-STAR**

DRIVETRAIN: SX EAGLE

FORK: FOX 34 RHYTHM

WHEELS: NINER ALLOY

# RKT 9 RDO

*niner*

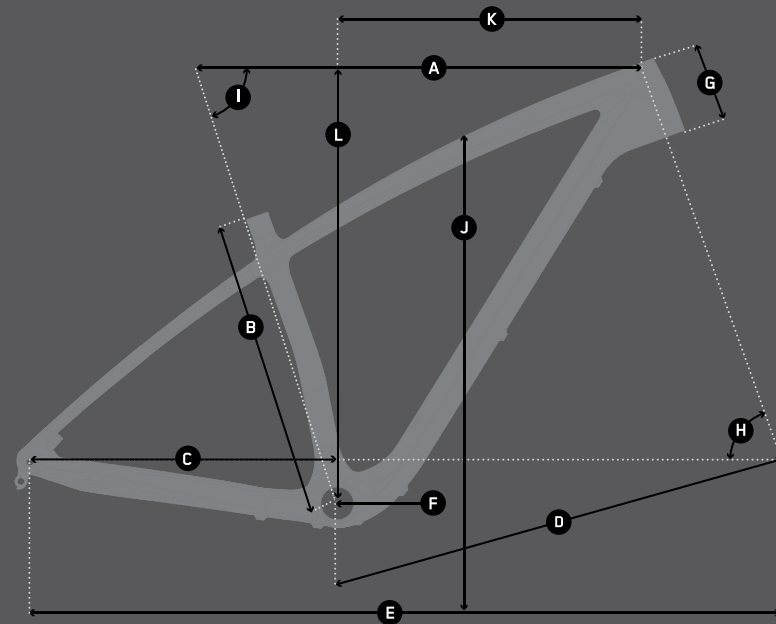


## TECH SPECS

- ALL SIZES HAVE TWO BOTTLE MOUNTS INSIDE FRONT TRIANGLE; TITANIUM FRAME GUARDS
- MAXIMUM FRONT SUSPENSION: 120MM
- SEAT COLLAR SIZE: 31.8MM
- FRONT DERAILLEUR: 34.9 SIDE SWING
- MAXIMUM CHAINRING SIZE: 36T
- MAXIMUM REAR ROTOR SIZE: 180MM
- MINIMUM REAR ROTOR SIZE: 160MM
- REAR WHEEL THROUGH AXLE SPEC: M12 X 1.75P X 182L
- FORK OFFSET: 44MM
- SEATPOST SIZE: 27.2MM
- CABLE ROUTING: INTERNAL, FULL SLEEVE GUIDES; DI2 COMPATIBLE
- HEADSET SIZE: SHIS DESCRIPTION IS42/28.6 I IS52/40
- BOTTOM BRACKET TYPE: 73MM PF30 BB SHELL (ADAPTERS REQUIRED FOR BSA TYPE BBS)
- BRAKE MOUNT TYPE: POST MOUNT
- REAR WHEEL SPACING: 12X148MM
- MAX TIRE SIZE: 29 X 2.4
- LIFETIME WARRANTY

	(A) TT LENGTH	(B) SEAT TUBE LENGTH	(C) CHAINSTAY LENGTH ACTUAL	(D) FRONT CENTER	(E) WHEELBASE	(F) BB DROP	(G) HEADTUBE LENGTH	(H) HEADTUBE ANGLE	(I) SEATTUBE ANGLE	(J) STANDOVER HEIGHT	(K) REACH	(L) STACK
FORK TRAVEL (MM)*	100	100	100	100	100	100	100	100	100	100	100	100
XS	575	356	435	646	1074	58	95	70.0°	73.0°	688	393	602
SM	590	394	435	661	1090	58	100	70.0°	73.0°	724	406	607
MD	610	419	435	682	1110	58	110	70.0°	73.0°	744	424	617
LG	630	483	435	702	1131	58	120	70.0°	73.0°	796	441	626
XL	650	533	435	722	1151	58	130	70.0°	73.0°	837	458	635

METRIC (MM)



★★★★

**4-STAR**

DRIVETRAIN: XT

FORK: FOX 32 FACTORY

WHEELS: STANS

★★★

**3-STAR**

DRIVETRAIN: GX EAGLE

FORK: FOX 32 FACTORY

WHEELS: DT SWISS

★★

**2-STAR**

DRIVETRAIN: SX EAGLE

FORK: FOX 32 RHYTHM

WHEELS: NINER ALLOY

# AIR 9 RDO

*niner*

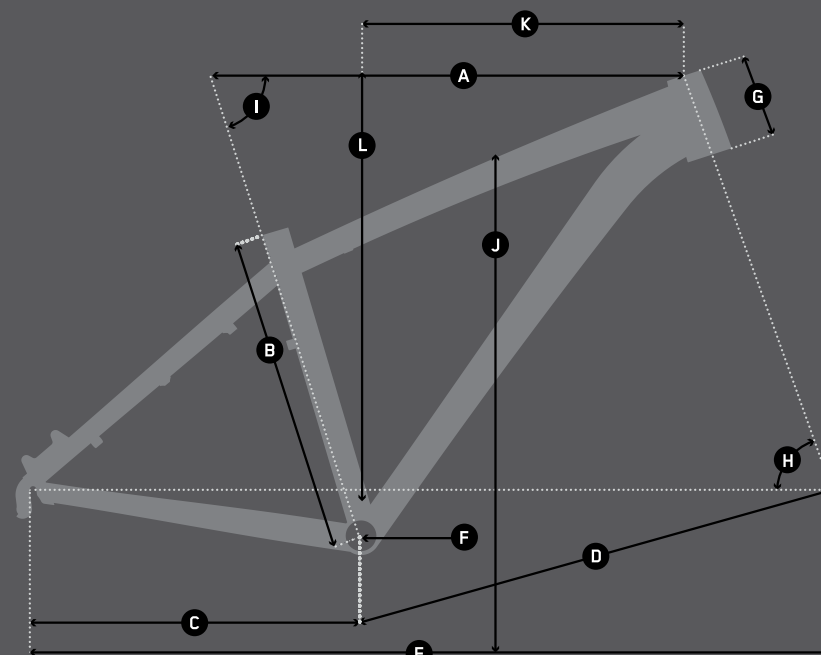


## TECH SPECS

- ALL SIZES HAVE TWO BOTTLE MOUNTS INSIDE FRONT TRIANGLE; TITANIUM FRAME GUARDS
- MAXIMUM FRONT SUSPENSION: 120MM
- SEAT COLLAR SIZE: 34.9
- FRONT DERAILLEUR: 34.9 SIDE SWING, FRONT PULL
- MAXIMUM CHAINRING SIZE: 34T
- MAXIMUM REAR ROTOR SIZE: 180MM
- MINIMUM REAR ROTOR SIZE: 160MM
- REAR WHEEL THROUGH AXLE SPEC: M12 X 1.75P X 182L
- FORK OFFSET: 44MM
- SEATPOST SIZE: 30.9MM
- CABLE ROUTING: EXTERNAL
- HEADSET SIZE: SHIS DESCRIPTION IS42/28.6 I IS52/40
- BOTTOM BRACKET TYPE: 73MM PF30 BB SHELL (ADAPTERS REQUIRED FOR BSA TYPE BBS)
- BRAKE MOUNT TYPE: POST MOUNT
- REAR WHEEL SPACING: 12X148MM
- MAX TIRE SIZE: 29 X 2.4
- LIFETIME WARRANTY

	(A) TT LENGTH	(B) SEAT TUBE LENGTH	(C) HORIZONTAL CHAINSTAY	(D) FRONT CENTER	(E) WHEELBASE	(F) BB DROP	(G) HEADTUBE LENGTH	(H) HEADTUBE ANGLE	(I) SEATTUBE ANGLE	(J) STANDOVER HEIGHT	(K) REACH	(L) STACK
FORK TRAVEL (MM)*	120	120	120	120	120	120	120	120	120	120	120	120
XS	570	356	427	678	1102	52	100	68.0	74.0	698	395	610
SM	585	394	427	693	1117	52	100	68.0	74.0	729	410	610
MD	603	419	427	711	1136	52	110	68.0	74.0	748	425	620
LG	627	483	427	737	1162	52	125	68.0	74.0	800	445	634
XL	652	533	427	764	1189	52	145	68.0	74.0	841	465	652

METRIC (MM)



★★  
2-STAR

DRIVETRAIN: SX EAGLE  
FORK: MARZOCCHI BOMBER  
WHEELS: NINER ALLOY

# AIR 9

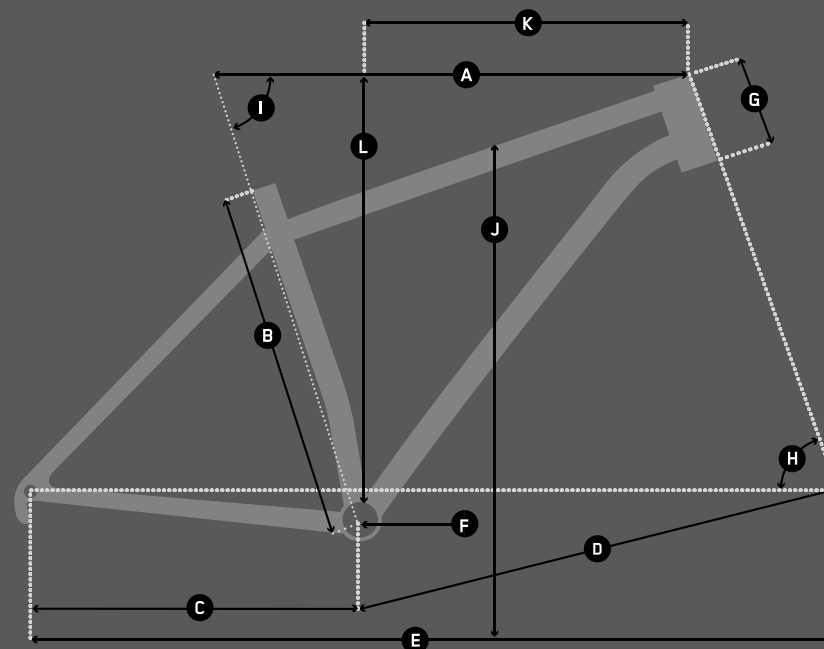
*niner*



## TECH SPECS

- 2 INNER TRIANGLE BOTTLE MOUNTS, 1 MOUNT UNDER DOWN TUBE, 1 ON TOP TUBE, RACK AND FENDER MOUNTS
- MAXIMUM FRONT SUSPENSION: 120MM
- SEAT COLLAR SIZE: 34.9MM
- FRONT DERAILLEUR: 34.9 SIDE SWING
- MAXIMUM CHAINRING SIZE: 36T
- MAXIMUM REAR ROTOR SIZE: 180MM
- MINIMUM REAR ROTOR SIZE: 160MM
- REAR WHEEL THROUGH AXLE SPEC: M12 X 1.75P X 182L
- FORK OFFSET: 44MM
- SEATPOST SIZE: 30.9MM
- CABLE ROUTING: EXTERNAL
- HEADSET SIZE: SHIS DESCRIPTION ZS44/28.6 I ZS56/40
- BOTTOM BRACKET TYPE: 73MM PF30 BB SHELL (ADAPTERS REQUIRED FOR BSA TYPE BBS)
- BRAKE MOUNT TYPE: POST MOUNT
- REAR WHEEL SPACING: 12X148MM
- MAX TIRE SIZE: 29 X 2.4
- LIFETIME WARRANTY

		(A) TT LENGTH	(B) SEAT TUBE LENGTH	(C) HORIZONTAL CHAINSTAY	(D) FRONT CENTER	(E) WHEELBASE	(F) BB DROP	(G) HEADTUBE LENGTH	(H) HEADTUBE ANGLE	(I) SEATTUBE ANGLE	(J) STANDOVER HEIGHT	(K) REACH	(L) STACK
	FORK TRAVEL (MM)*	120	120	120	120	120	120	120	120	120	120	120	120
METRIC (MM)	SM	595	396	427	693	1118	52.0	100	68.0°	74.0°	721	410	611
	MD	603	421	427	711	1136	52.0	110	68.0°	74.0°	739	425	620
	LG	627	485	427	737	1162	52.0	125	68.0°	74.0°	791	445	634
	XL	652	533	427	764	1189	52.0	145	68.0°	74.0°	830	465	652



★★★★

**4-STAR**

DRIVETRAIN: XT  
FORK: FOX 34 FACTORY  
WHEELS: STANS

★★★

**3-STAR**

DRIVETRAIN: GX EAGLE  
FORK: FOX 34 FACTORY  
WHEELS: STANS

★★

**2-STAR**

DRIVETRAIN: SX EAGLE  
FORK: FOX 34 PERFORMANCE  
WHEELS: NINER ALLOY

# SIR 9

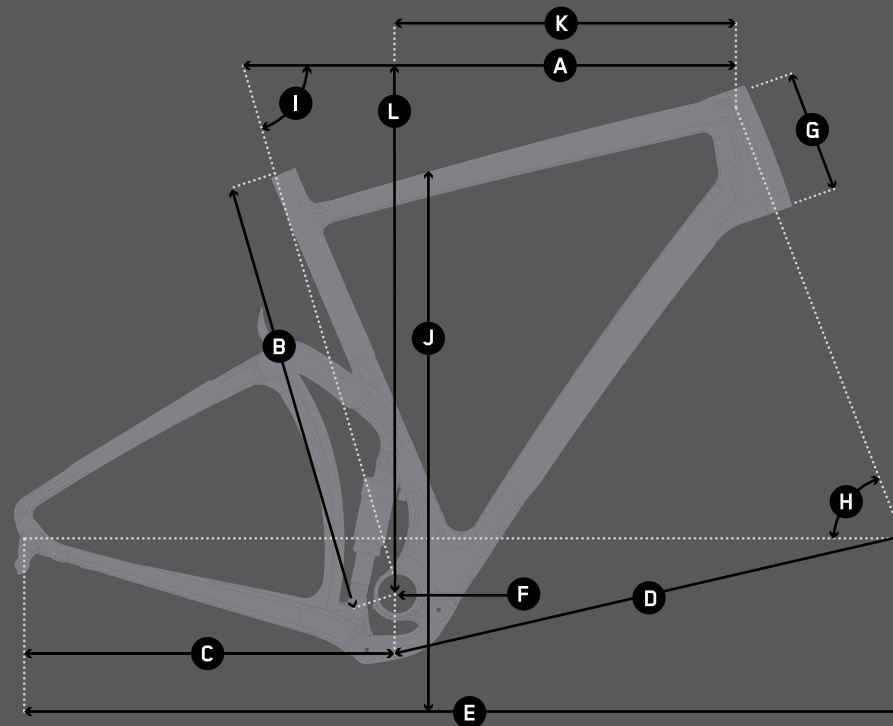
*niner*



## TECH SPECS

- **2 INNER TRIANGLE BOTTLE MOUNTS, RACK AND FENDER MOUNTS, FRAME MOUNTS FOR CUSTOM BAGS**
- **MAXIMUM FRONT SUSPENSION:** 50MM
- **SHOCK SIZE:** 160X20MM
- **SUGGESTED SHOCK SAG:** 15-25% (3-5MM)
- **SEAT COLLAR SIZE:** 31.8
- **FRONT DERAILLEUR:** BRAZE ON (REMOVABLE MOUNT)
- **PIVOT BEARING SPECS:** SEALED CARTRIDGE ENDURO MAX BLACK OXIDE BEARINGS - (8X) 26X17X5
- **CHAINRING COMPATIBILITY:** COMPATIBLE WITH STANDARD 1X AND 2X SYSTEMS
- **MAXIMUM REAR ROTOR SIZE:** 160MM
- **REAR WHEEL THROUGH AXLE SPEC:** M12 X 1.75P X 174L
- **REAR SUSPENSION TRAVEL:** 50MM
- **SHOCK MOUNTING HARDWARE:** M8 X 22MM
- **SEATPOST SIZE:** 27.2MM
- **CABLE ROUTING:** INTERNAL, FULL SLEEVE GUIDES; DI2 COMPATIBLE
- **HEADSET SIZE:** SHIS DESCRIPTION IS42/28.6 | IS52/40
- **BOTTOM BRACKET TYPE:** 68MM PF30 BB SHELL (ADAPTORS REQUIRED FOR BSA TYPE BBS)
- **BRAKE MOUNT TYPE:** FLAT MOUNT
- **REAR WHEEL SPACING:** 12X142MM
- **MAX TIRE SIZE:** 700X50C REAR, CHECK FORK MANUFACTURER FOR MAX FRONT TIRE SIZE
- **LIFETIME WARRANTY**

		<div>(A) TT LENGTH</div> <div>(B) SEAT TUBE LENGTH</div> <div>(C) HORIZONTAL CHAINSTAY</div> <div>(D) FRONT CENTER</div> <div>(E) WHEELBASE</div> <div>(F) BB DROP</div> <div>(G) HEADTUBE LENGTH</div> <div>(H) HEADTUBE ANGLE</div> <div>(I) SEATTUBE ANGLE</div> <div>(J) STANDOVER HEIGHT</div> <div>(K) REACH</div> <div>(L) STACK</div>											
METRIC (MM)													
	53cm	545	490	440	609	1041	62.0	133	71.0°	73.8°	764	382	575
	56cm	571	520	440	623	1055	62.0	153	71.5°	73.5°	789	394	597
	59cm	595	550	440	639	1072	62.0	173	72.0°	73.3°	816	409	618



**4-STAR**

DRIVETRAIN: GRX 800 2X  
FORK: FOX AX  
WHEELS: DT SWISS



**3-STAR**

DRIVETRAIN: RIVAL 1  
FORK: FOX AX  
WHEELS: STANS



**2-STAR**

DRIVETRAIN: APEX 1  
FORK: FOX AX  
WHEELS: STANS

# MCR 9 RDO

*onner*

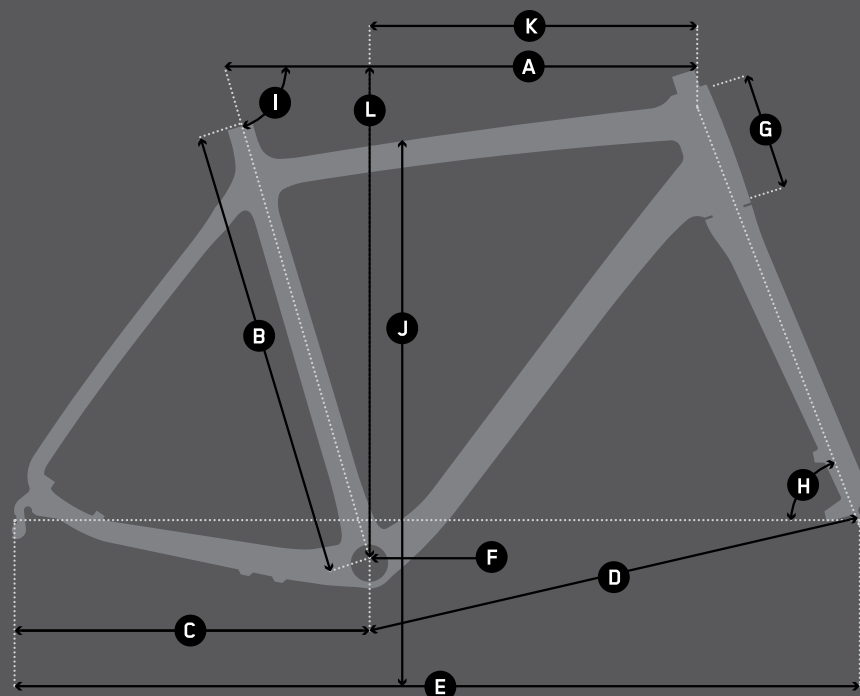


## TECH SPECS

- 2 INNER TRIANGLE BOTTLE MOUNTS, RACK AND FENDER MOUNTS, ACCESSORY MOUNTS ON FORK
- SEAT COLLAR SIZE: 31.8
- FRONT DERAILLEUR: 34.9 CLAMP ON
- MAXIMUM CHAINRING SIZE: 1X-48T; 2X-50/34T
- MAXIMUM REAR ROTOR SIZE: 160MM
- REAR WHEEL THROUGH AXLE SPEC: M12 X 1.75P X 174L
- FORK RAKE: 45MM
- SEATPOST SIZE: 27.2MM
- CABLE ROUTING: INTERNAL, FULL SLEEVE GUIDES; DI2 COMPATIBLE
- HEADSET SIZE: SHIS DESCRIPTION IS42/28.6 I IS52/40
- BOTTOM BRACKET TYPE: 68MM PF30 BB SHELL (ADAPTORS REQUIRED FOR BSA TYPE BBS)
- BRAKE MOUNT TYPE: FLAT MOUNT
- REAR WHEEL SPACING: 12X142MM
- MAX TIRE SIZE: 700X50C; 650B X 2.0
- LIFETIME WARRANTY

METRIC (MM)

	(A) TT LENGTH	(B) SEAT TUBE LENGTH	(C) HORIZONTAL CHAINSTAY	(D) FRONT CENTER	(E) WHEELBASE	(F) BB DROP	(G) HEADTUBE LENGTH	(H) HEADTUBE ANGLE	(I) SEATTUBE ANGLE	(J) STANDOVER HEIGHT	(K) REACH	(L) STACK
47cm	510	430	435	581	1000	75.0	105	70.0°	74.5°	693	362	535
50cm	525	460	435	589	1007	75.0	125	70.5°	74.0°	731	366	556
53cm	545	490	435	600	1017	75.0	145	71.0°	73.5°	754	374	577
56cm	565	520	435	611	1030	70.0	165	71.5°	73.0°	780	384	592
59cm	585	550	435	626	1045	70.0	185	72.0°	73.0°	804	398	613
62cm	604	580	435	634	1054	70.0	205	72.5°	72.5°	827	405	634



### 4-STAR

DRIVETRAIN: GRX 800 2X  
FORK: FOX AX  
WHEELS: DT SWISS



### 3-STAR LTD

DRIVETRAIN: RIVAL 1 XPLR AXS  
FORK: NINER CARBON  
WHEELS: STANS



### 2-STAR

DRIVETRAIN: APEX 1  
FORK: FOX AX  
WHEELS: STANS

# RLT 9 RDO

*niner*

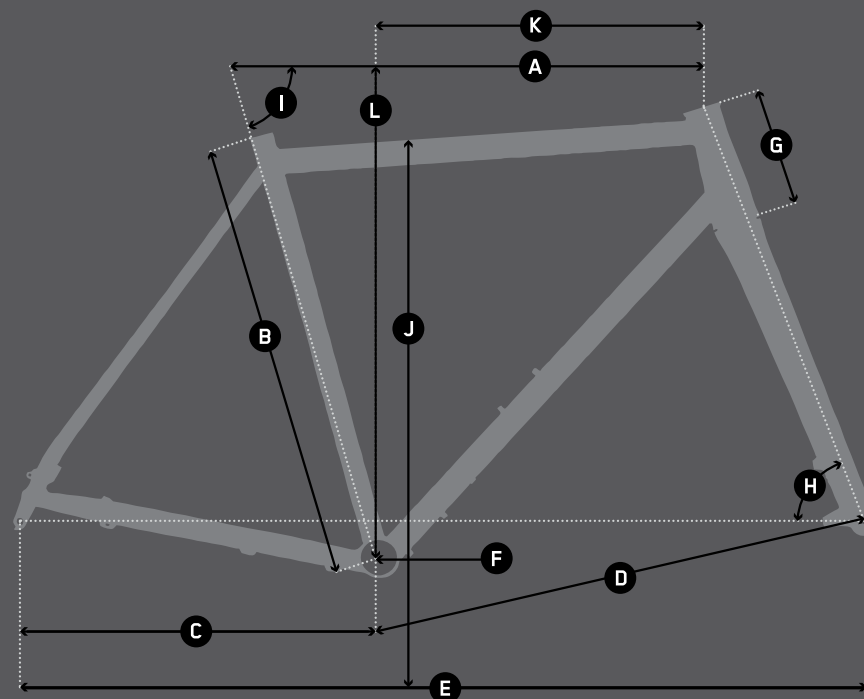


## TECH SPECS

- 2 INNER TRIANGLE BOTTLE MOUNTS, 1 MOUNT UNDER DOWN TUBE, 1 ON TOP TUBE, RACK AND FENDER MOUNT
- SEAT COLLAR SIZE: 29.6MM
- FRONT DERAILLEUR: 28.6 CLAMP ON (SPACERS INCLUDED FOR 34.9 CLAMP)
- MAXIMUM CHAINRING SIZE: 1X-48T; 2X-50/34T
- MAXIMUM REAR ROTOR SIZE: 160MM
- REAR WHEEL THROUGH AXLE SPEC: M12 X 1.75P X 174L
- FORK RAKE: 45MM
- SEATPOST SIZE: 27.2MM
- CABLE ROUTING: INTERNAL, DI2 COMPATIBLE
- HEADSET SIZE: SHIS DESCRIPTION ZS44/28.6 ZS56/40
- BOTTOM BRACKET TYPE: 68MM PF30 BB SHELL (ADAPTORS REQUIRED FOR BSA TYPE BBS)
- BRAKE MOUNT TYPE: FLAT MOUNT
- REAR WHEEL SPACING: 12X142MM
- MAX TIRE SIZE: 700X50C; 650B X 2.0
- LIFETIME WARRANTY

METRIC (MM)

	(A) TT LENGTH	(B) SEAT TUBE LENGTH	(C) HORIZONTAL CHAINSTAY	(D) FRONT CENTER	(E) WHEELBASE	(F) BB DROP	(G) HEADTUBE LENGTH	(H) HEADTUBE ANGLE	(I) SEATTUBE ANGLE	(J) STANDOVER HEIGHT	(K) REACH	(L) STACK
47cm	510	470	435	583	1008	75.0	110	70.0°	74.5°	735	365	543
50cm	525	500	435	589	1015	75.0	125	70.5°	74.0°	757	367	558
53cm	545	530	435	600	1025	75.0	145	71.0°	73.5°	781	375	579
56cm	565	560	435	611	1038	70.0	165	71.5°	73.0°	809	384	597
59cm	585	590	435	626	1053	70.0	185	72.0°	73.0°	835	394	615
62cm	605	620	435	635	1062	70.0	205	72.5°	72.5°	860	406	636



### 4-STAR

DRIVETRAIN: GRX 800 2X  
FORK: FOX AX  
WHEELS: DT SWISS



### 3-STAR LTD

DRIVETRAIN: RIVAL 1 XPLR AXS  
FORK: NINER CARBON  
WHEELS: STANS



### 2-STAR

DRIVETRAIN: APEX 1  
FORK: FOX AX  
WHEELS: STANS

# RLT 9 STEEL

*niner*

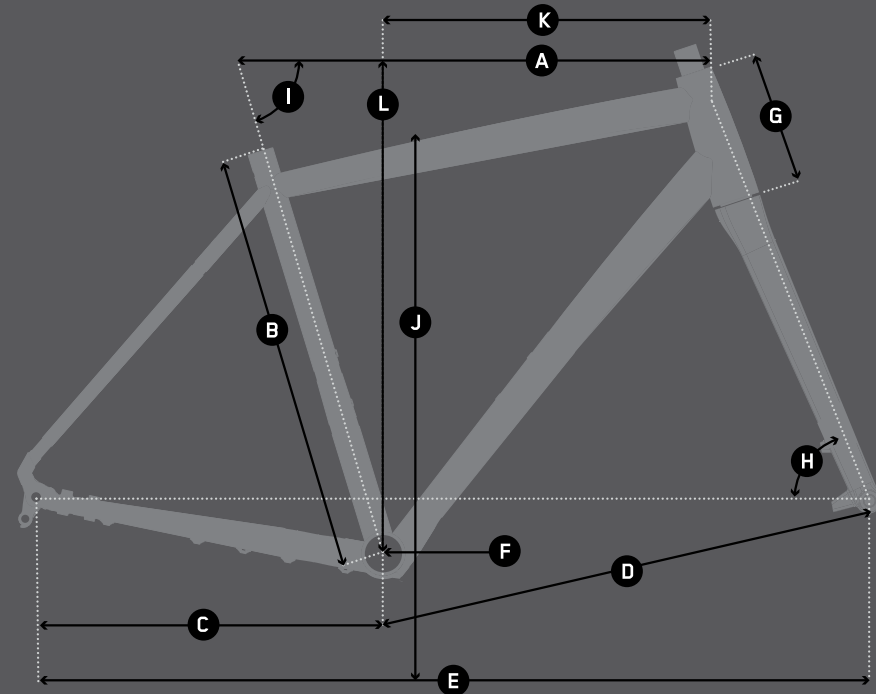


## TECH SPECS

- **2 INNER TRIANGLE BOTTLE MOUNTS, RACK AND FENDER MOUNTS**
- **SEAT COLLAR SIZE:** 31.8
- **FRONT DERAILLEUR:** 34.9 CLAMP ON
- **MAXIMUM CHAINRING SIZE:** 1X-48T; 2X-50/34T
- **MAXIMUM REAR ROTOR SIZE:** 160MM
- **REAR WHEEL THROUGH AXLE SPEC:** M12 X 1.75P X 174L
- **FORK RAKE:** 45MM
- **SEATPOST SIZE:** 27.2MM
- **CABLE ROUTING:** INTERNAL, FULL SLEEVE GUIDES; DI2 COMPATIBLE
- **HEADSET SIZE:** SHIS DESCRIPTION IS42/28.6 I IS52/40
- **BOTTOM BRACKET TYPE:** 68MM PF30 BB SHELL (ADAPTORS REQUIRED FOR BSA TYPE BBS)
- **BRAKE MOUNT TYPE:** FLAT MOUNT
- **REAR WHEEL SPACING:** 12X142MM
- **MAX TIRE SIZE:** 700X50C; 650B X 2.0
- **LIFETIME WARRANTY**

METRIC (MM)

	(A) TT LENGTH	(B) SEAT TUBE LENGTH	(C) HORIZONTAL CHAINSTAY	(D) FRONT CENTER	(E) WHEELBASE	(F) BB DROP	(G) HEADTUBE LENGTH	(H) HEADTUBE ANGLE	(I) SEATTUBE ANGLE	(J) STANDOVER HEIGHT	(K) REACH	(L) STACK
47cm	510	430	435	582	1005	75.0	105	70.0°	74.5°	705	361	537
50cm	525	460	435	589	1012	75.0	125	70.5°	74.0°	728	365	558
53cm	545	490	435	599	1023	75.0	145	71.0°	73.5°	753	374	578
56cm	565	520	435	610	1036	70.0	165	71.5°	73.0°	780	383	594
59cm	585	550	435	625	1051	70.0	185	72.0°	73.0°	805	397	615
62cm	605	580	435	634	1060	70.0	205	72.5°	72.5°	830	407	636



### 4-STAR

DRIVETRAIN: GRX 800 2X  
FORK: FOX AX  
WHEELS: DT SWISS



### 3-STAR LTD

DRIVETRAIN: RIVAL 1 XPLR AXS  
FORK: NINER CARBON  
WHEELS: STANS



### 2-STAR

DRIVETRAIN: APEX 1  
FORK: FOX AX  
WHEELS: STANS

# RLT 9

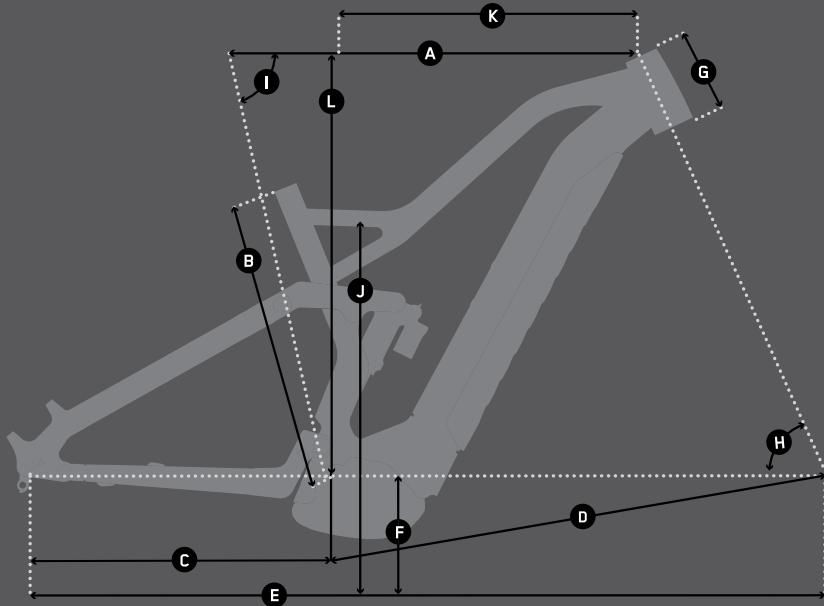
*niner*



TECH SPECS

- **FRAME FITTINGS AND MOUNTS:** 1 BOTTLE CAGE IN FRONT TRIANGLE
- **MAXIMUM FRONT SUSPENSION:** 160MM
- **SHOCK SIZE:** 185X55MM TRUNNION
- **SUGGESTED SHOCK SAG:** 30% (16.5MM)
- **SEAT COLLAR SIZE:** 34.9MM
- **PIVOT BEARING SPECS:** (8X) 24 X 15 X 5MM ENDURO BO MAX, (2X) 24 X 12 X 6MM ENDURO BO MAX, (2X) 22 X 10 X 6MM ENDURO DOUBLE ROW PIVOT BEARINGS
- **MAXIMUM CHAINRING SIZE:** 36T
- **ISCG COMPATIBILITY:** BOSCH GEN4
- **MAXIMUM REAR ROTOR SIZE:** 203MM
- **REAR SUSPENSION TRAVEL:** 150MM
- **FORK OFFSET:** 44MM
- **SHOCK MOUNTING HARDWARE:** UPPER - M10 X 21MM TRUNNION, LOWER M8 X P1.25 X 60MM
- **SEATPOST SIZE:** 30.9MM
- **CABLE ROUTING:** INTERNAL
- **HEADSET SIZE:** SHIS DESCRIPTION ZS44/28.6 | ZS56/40
- **CHAINRING CAPABILITY:** BOSCH GEN4
- **BRAKE MOUNT TYPE:** POST MOUNT
- **REAR WHEEL SPACING:** 12X148MM
- **MAX TIRE SIZE:** 29 X 2.6
- **LIFETIME WARRANTY**

	(A) TT LENGTH	(B) SEAT TUBE LENGTH	(C) HORIZONTAL CHAINSTAY	(D) FRONT CENTER	(E) WHEELBASE	(F) BB DROP	(G) HEADTUBE LENGTH	(H) HEADTUBE ANGLE	(I) SEATTUBE ANGLE	(J) STANDOVER HEIGHT	(K) REACH	(L) STACK
FORK TRAVEL (MM)*	160	160	160	160	160	160	160	160	160	160	160	160
SM	580	419	449	759	1208	28.0	110	65.0°	76.6°	730	430	628
MD	602	445	449	781	1230	28.0	115	65.0°	76.6°	749	450	633
LG	624	483	449	803	1253	28.0	120	65.0°	76.6°	776	470	638
FORK TRAVEL (MM)*	160	160	160	160	160	160	160	160	160	160	160	160
SM	582	419	449	761	1208	34.0	110	64.5°	76.0°	725	425	632
MD	604	445	449	783	1231	34.0	115	64.5°	76.0°	744	445	637
LG	626	483	449	805	1253	34.0	120	64.5°	76.0°	771	465	641



:RIP e9



3-STAR

DRIVETRAIN: SX EAGLE

FORK: ZEB

WHEELS: STAN'S

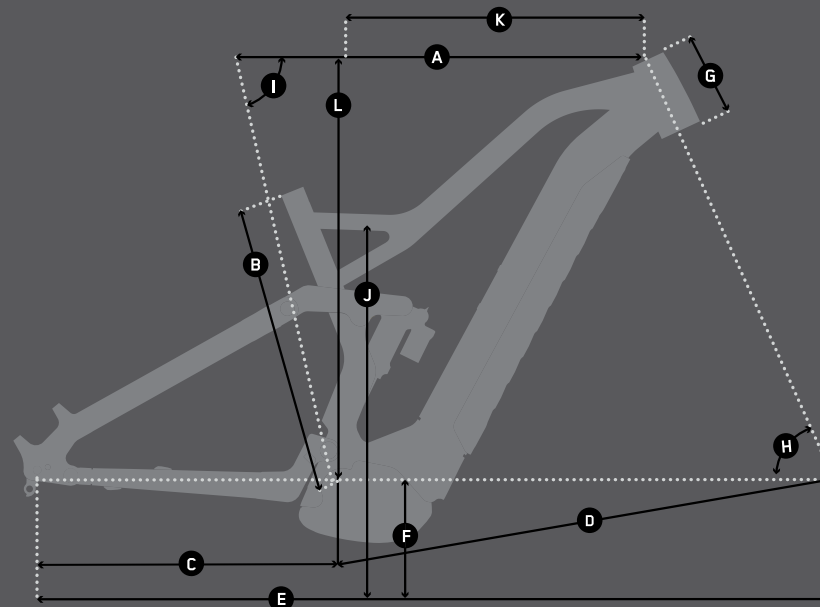


## TECH SPECS

- **FRAME FITTINGS AND MOUNTS:** 1 BOTTLE CAGE IN FRONT TRIANGLE
- **MAXIMUM FRONT SUSPENSION:** 180MM
- **SHOCK SIZE:** 205X65MM TRUNNION
- **SUGGESTED SHOCK SAG:** 30% (19.5MM)
- **SEAT COLLAR SIZE:** 34.9MM
- **PIVOT BEARING SPECS:** (8X) 24 X 15 X 5MM ENDURO BO MAX, (2X) 24 X 12 X 6MM ENDURO BO MAX, (2X) 22 X 10 X 6MM ENDURO DOUBLE ROW PIVOT BEARINGS
- **MAXIMUM CHAINRING SIZE:** 36T
- **ISCG COMPATIBILITY:** BOSCH GEN4
- **MAXIMUM REAR ROTOR SIZE:** 203MM
- **REAR SUSPENSION TRAVEL:** 170MM
- **FORK OFFSET:** 44MM
- **SHOCK MOUNTING HARDWARE:** UPPER - M10 X 21MM TRUNNION, LOWER M8 X P1.25 X 60MM
- **SEATPOST SIZE:** 30.9MM
- **CABLE ROUTING:** INTERNAL
- **HEADSET SIZE:** SHIS DESCRIPTION ZS44/28.6 | ZS56/40
- **CHAINRING CAPABILITY:** BOSCH GEN4
- **BRAKE MOUNT TYPE:** POST MOUNT
- **REAR WHEEL SPACING:** 12X148MM
- **MAX TIRE SIZE:** 27.5X2.8 REAR / 29X2.6 FRONT
- **LIFETIME WARRANTY**

FLIP CHIP LOW MODE (MM) | FLIP CHIP HIGH MODE (MM)

	(A) TT LENGTH	(B) SEAT TUBE LENGTH	(C) HORIZONTAL CHAINSTAY	(D) FRONT CENTER	(E) WHEELBASE	(F) BB DROP	(G) HEADTUBE LENGTH	(H) HEADTUBE ANGLE	(I) SEATTUBE ANGLE	(J) STANDOVER HEIGHT	(K) REACH	(L) STACK
FORK TRAVEL (MM)*	180	180	180	180	180	180	180	180	180	180	180	180
SM	579	419	449	778	1228	14.0	110	64.0°	76.5°	743	430	627
MD	601	445	449	800	1250	14.0	115	64.0°	76.5°	758	450	631
LG	621	483	449	820	1270	14.0	115	64.0°	76.5°	788	470	631
FORK TRAVEL (MM)*	150	150	150	150	150	150	150	150	150	150	150	150
SM	581	419	449	780	1229	20.0	110	63.5°	76.0°	737	425	630
MD	603	445	449	802	1251	20.0	115	63.5°	76.0°	752	445	635
LG	623	483	449	822	1271	20.0	115	63.5°	76.0°	782	465	635



# WFO e9



**3-STAR**

DRIVETRAIN: SX EAGLE

FORK: ZEB

WHEELS: STAN'S

*Onner*

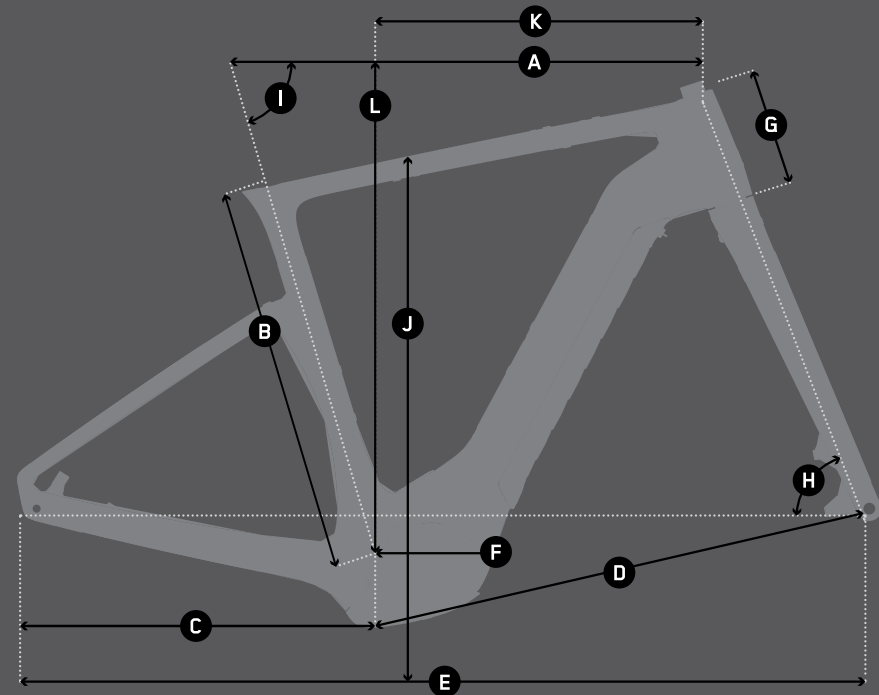


## TECH SPECS

- **BOSCH GEN 4 ISCG COMPATABILITY**
- **2 INNER TRIANGLE BOTTLE MOUNTS, RACK AND FENDER MOUNTS, ACCESSORY MOUNTS ON FORK**
- **MAXIMUM CHAINRING SIZE:** 44T
- **MAXIMUM REAR ROTOR SIZE:** 180MM
- **REAR WHEEL THROUGH AXLE SPEC:** M12 X 1.75P X 180MM
- **FORK RAKE:** 45MM
- **SEATPOST SIZE:** 30.9MM
- **CABLE ROUTING:** INTERNAL, FULL SLEEVE GUIDES; DI2 COMPATIBLE
- **HEADSET SIZE:** SHIS DESCRIPTION IS42/28.6 I IS52/40
- **BRAKE MOUNT TYPE:** POST MOUNT
- **REAR WHEEL SPACING:** 12X148MM
- **MAX TIRE SIZE:** 50C
- **LIFETIME WARRANTY**

	(A) TT LENGTH	(B) SEAT TUBE LENGTH	(C) HORIZONTAL CHAINSTAY	(D) FRONT CENTER	(E) WHEELBASE	(F) BB DROP	(G) HEADTUBE LENGTH	(H) HEADTUBE ANGLE	(I) SEATTUBE ANGLE	(J) STANDOVER HEIGHT	(K) REACH	(L) STACK
50cm	531	444	444	593	1032	75.0	100	70.5°	74.0°	760	371	558
53cm	553	474	444	606	1049	75.0	117	71.0°	73.5°	781	382	576
56cm	577	502	444	622	1062	75.0	143	71.5°	73.0°	809	394	598
59cm	598	532	444	637	1078	75.0	163	72.0°	73.0°	834	409	618

METRIC (MM)



# RLT e9 RDO



**4-STAR**

DRIVETRAIN: GRX 600

FORK: NINER CARBON

WHEELS: DT SWISS

*niner*





**WE ARE  
NINERDS**





## NINERDS AT YOUR SERVICE

SMALL IN NUMBER BUT STRONG IN SPIRIT, WE'RE A FUN GROUP OF PASSIONATE OUTDOOR PEOPLE. BASED IN BEAUTIFUL FORT COLLINS, COLORADO, WE ENJOY ACCESS TO MILES OF GRAVEL ROADS, MOUNTAIN BIKE TRAILS, AND ALL TYPES OF DIRT FOR RIDING OUR BICYCLES. AND WHEN WE'RE NOT RIDING, FIND US FISHING IN THE POUDE RIVER, SIPPING A BEER AT THE LOCAL BREWERIES, OR CAMPING, CLIMBING, AND HIKING IN NEARBY WILDERNESS AREAS.

WE MAKE RIDING ON DIRT BETTER, PERIOD. IT'S OUR ONE AND ONLY LOVE, OUR HEART AND SOUL OUT ON THE TRAIL OR THE ROAD LESS TRAVELED. WE ARE 100% COMMITTED TO IMPECCABLE DESIGNS & EXQUISITE RIDE QUALITY. IT'S A DEDICATION WE STRIVE TO SHARE WITH YOU ON EVERY RIDE.

HAVE A QUESTION?  
CONTACT US AT [INFO@NINERBIKES.COM](mailto:INFO@NINERBIKES.COM)  
NINER BIKES  
1825 SHARP POINT DR., #110  
FORT COLLINS, CO 80525

*niner*



A silhouette of a cyclist riding a road bike on a hill against a sunset sky. A gnarled tree is on the left, and mountains are in the background.

pedal  
damn it

NINERBIKES.COM